



2019-2020 Shared Governance Committee Evaluation Report for Facilities Standing Committee

Spring 2020 Shared Governance Committee Evaluation

Project Audience 11

Responses Received 9

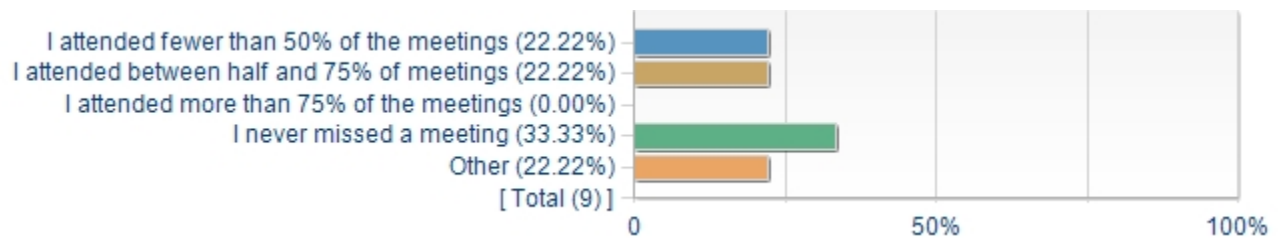
Response Ratio 81.82%

Prepared by Project Administrator

Creation Date Mon, Jul 06, 2020



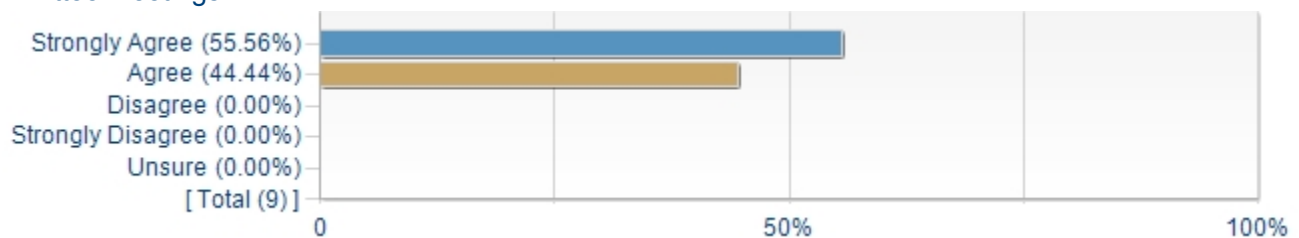
How often did you attend committee meetings this academic year?



Please answer the following questions in regards to your participation on the (Facilities Standing Committee)

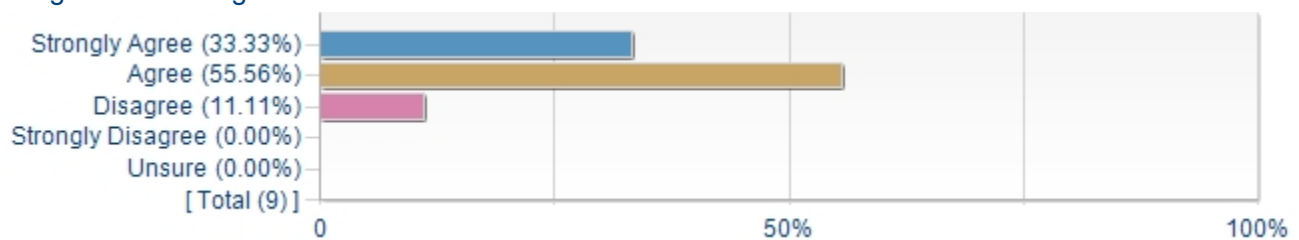
Competency Statistics	Value
Mean	2.81
Standard Deviation	1.35
Population Standard Deviation	1.35

1. Agendas and previous meeting minutes were provided electronically in a timely manner prior to committee meetings.



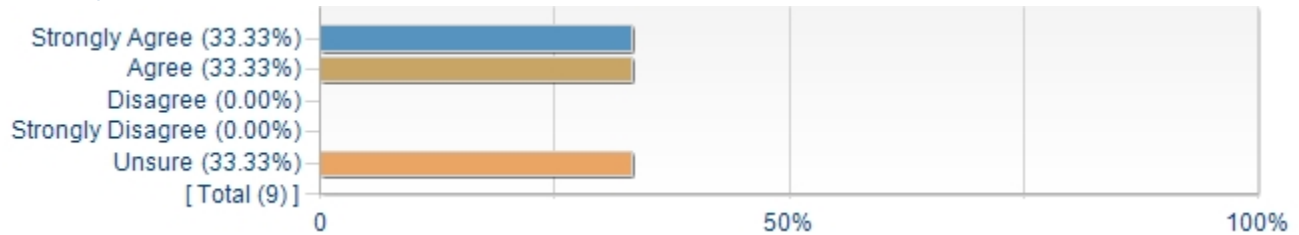
Statistics	Value
Response Count	9
Mean	3.56
Standard Deviation	0.53

2. Mission/charge was shared, efforts were made to ensure understanding, and members worked toward fulfilling mission/charge.



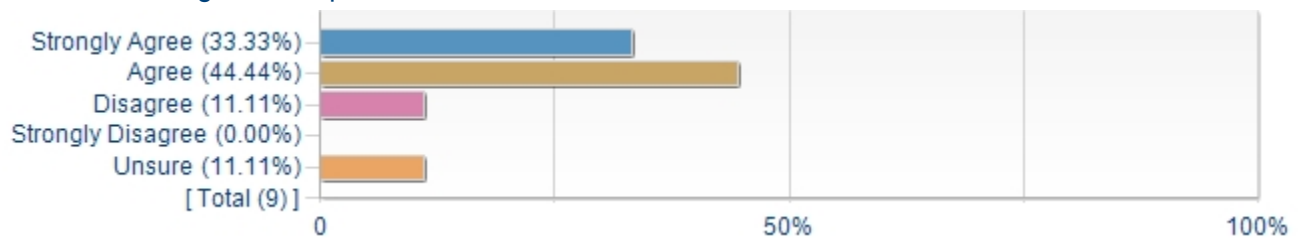
Statistics	Value
Response Count	9
Mean	3.22
Standard Deviation	0.67

3. Developed annual goals that included improving student success and made progress toward completing them.



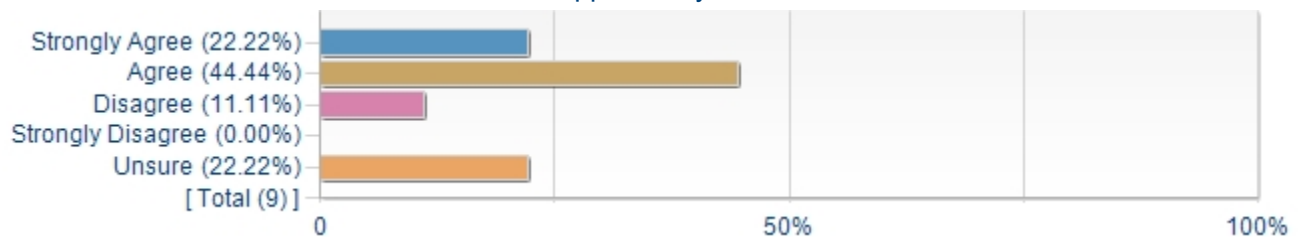
Statistics	Value
Response Count	9
Mean	2.33
Standard Deviation	1.80

4. Members were given adequate information to make informed recommendations and decisions.




Statistics	Value
Response Count	9
Mean	2.89
Standard Deviation	1.27

5. Discussions have been data-informed and supported by sound evidence.



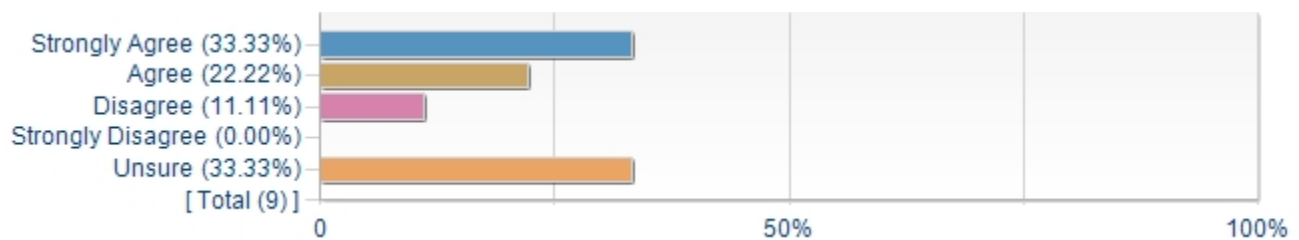
Statistics	Value
Response Count	9
Mean	2.44
Standard Deviation	1.51

6. Discussions have been collegial, and differing opinions were respected.



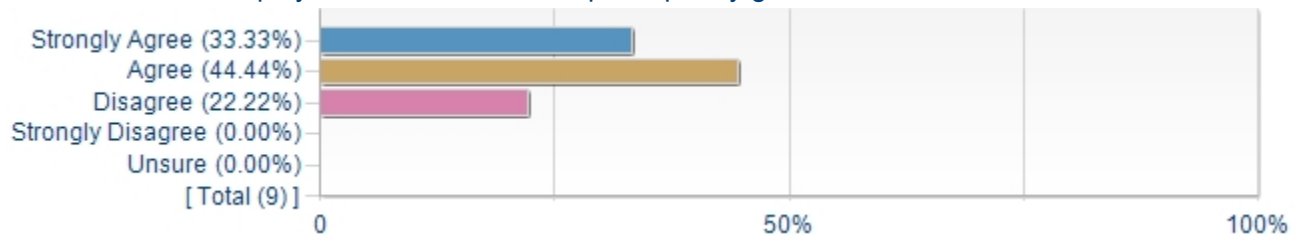
Statistics	Value
Response Count	9
Mean	3.56
Standard Deviation	0.73

7. I have regularly communicated with members of the the constituent group I represent regarding key items.



Statistics	Value
Response Count	9
Mean	2.22
Standard Deviation	1.79

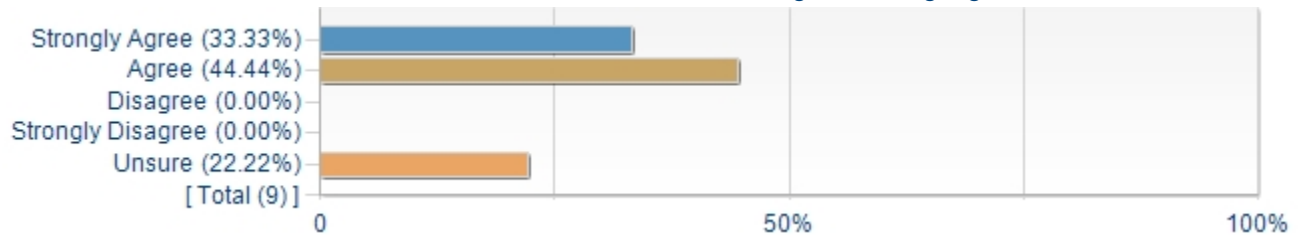
8. This committee has played an effective role in participatory governance at PCC.



Statistics	Value
Response Count	9
Mean	3.11
Standard Deviation	0.78

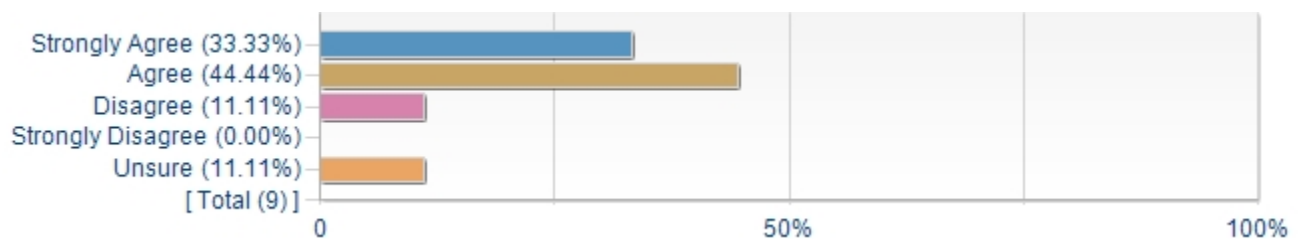
Please answer the following questions in regards to your participation on the (Facilities Standing Committee) (continued)

9. This committee has contributed to the achievement of the college's strategic goals.



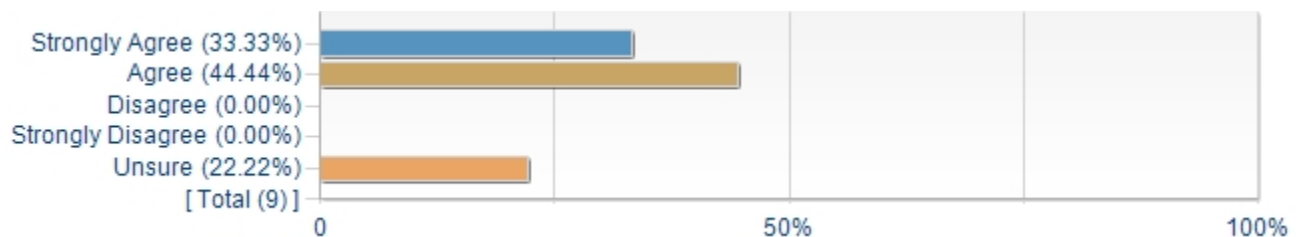
Statistics	Value
Response Count	9
Mean	1.33
Standard Deviation	1.58

10. This committee has made student centered decisions.



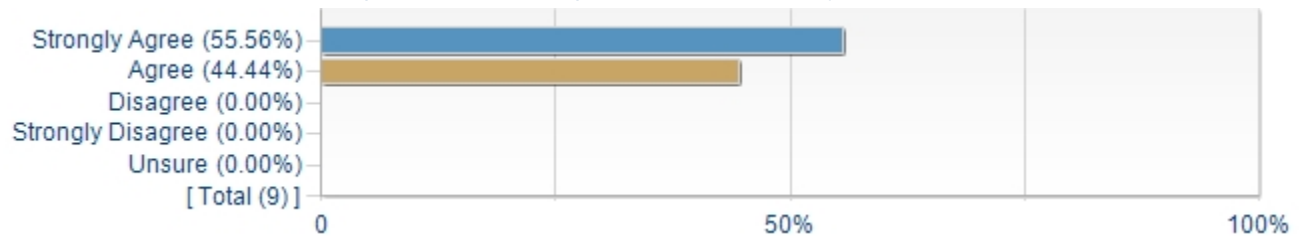
Statistics	Value
Response Count	9
Mean	2.89
Standard Deviation	1.27

11. This committee has been made aware of the meeting norms for my group, and my committee has followed those norms.



Statistics	Value
Response Count	9
Mean	2.67
Standard Deviation	1.58

12. The committee met on a regular basis throughout the academic year



Statistics	Value
Response Count	9
Mean	3.56
Standard Deviation	0.53

Do you have any additional comments or suggestions to help improve this committee?

Comments
I enjoy being part of this committee. The committee chairs have always wanted all the members of the committee to participate and feel like they all have a voice. We as members have always discussed items and voted in all decisions. We have open discussions even though not everyone agrees we always come up with solutions and dialogues.
No :)
People who have the real information on day-to-day matters were not considered to be of much importance. It's a top-down committee.



College Council Facilities Standing Committee

*Originally Approved by College Council 1/25/2011**

Committee's Charge

The Facilities Standing Committee shall advise the College Council on matters relating to the development and implementation of the Facilities Master Plan and other facilities-related projects and programs in support of the Educational master Plan.