



2019-2020 Shared Governance Committee Evaluation Report for BRAC Committee

Spring 2020 Shared Governance Committee Evaluation

Project Audience 11

Responses Received 6

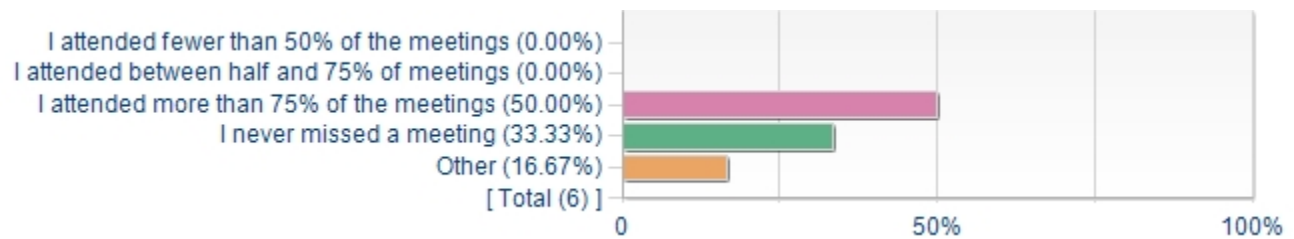
Response Ratio 54.55%

Prepared by Project Administrator

Creation Date Mon, Jul 06, 2020



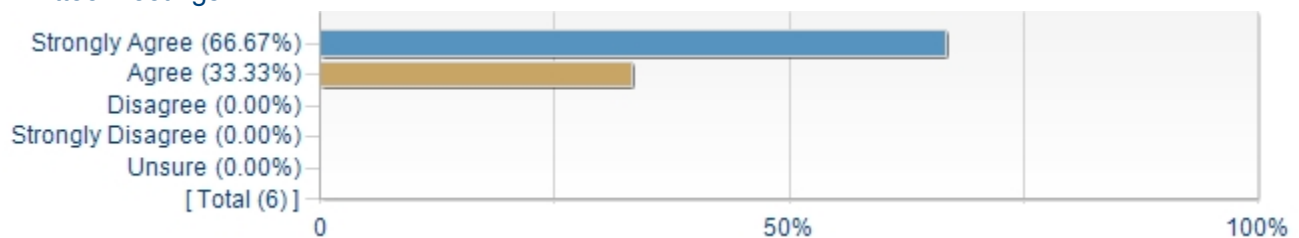
How often did you attend committee meetings this academic year?



Please answer the following questions in regards to your participation on the (BRAC Committee)


Competency Statistics	Value
Mean	2.68
Standard Deviation	1.29
Population Standard Deviation	1.28

1. Agendas and previous meeting minutes were provided electronically in a timely manner prior to committee meetings.



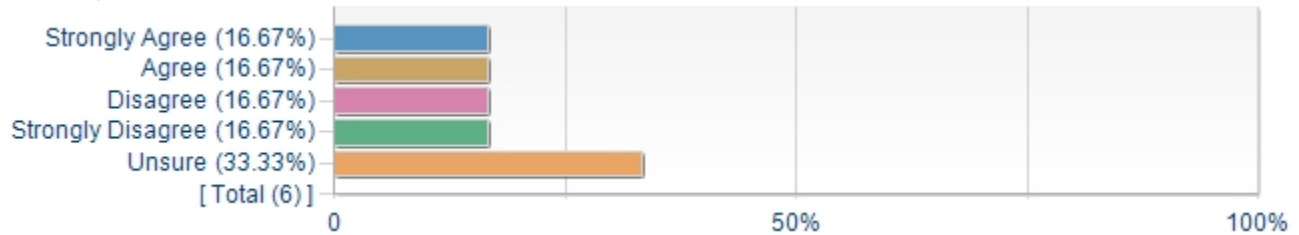
Statistics	Value
Response Count	6
Mean	3.67
Standard Deviation	0.52

2. Mission/charge was shared, efforts were made to ensure understanding, and members worked toward fulfilling mission/charge.




Statistics	Value
Response Count	6
Mean	2.83
Standard Deviation	0.98

3. Developed annual goals that included improving student success and made progress toward completing them.



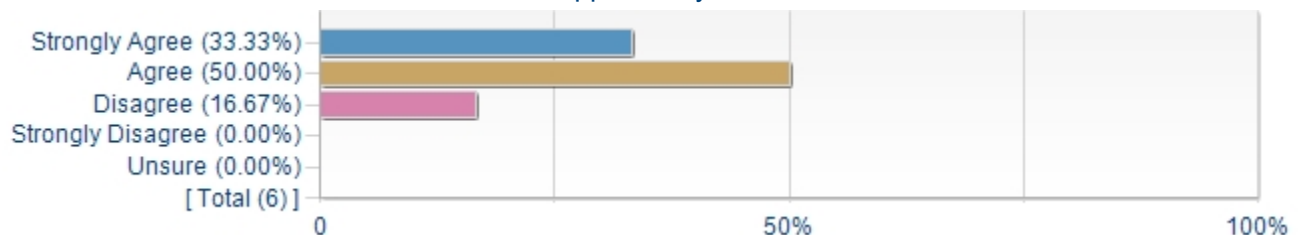
Statistics	Value
Response Count	6
Mean	1.67
Standard Deviation	1.63

4. Members were given adequate information to make informed recommendations and decisions.



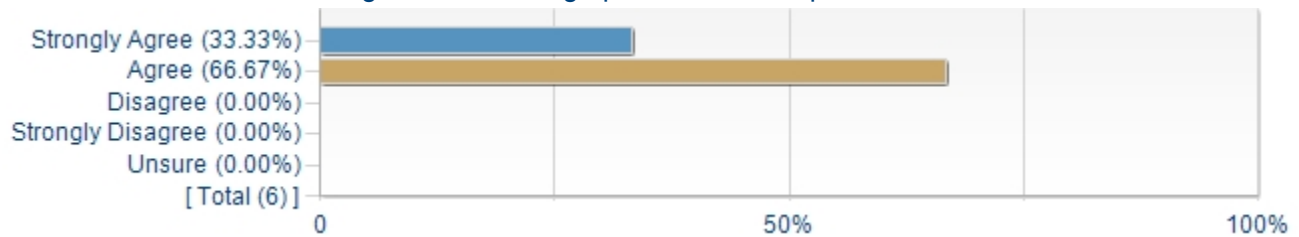
Statistics	Value
Response Count	6
Mean	3.00
Standard Deviation	0.63

5. Discussions have been data-informed and supported by sound evidence.




Statistics	Value
Response Count	6
Mean	3.17
Standard Deviation	0.75

6. Discussions have been collegial, and differing opinions were respected.



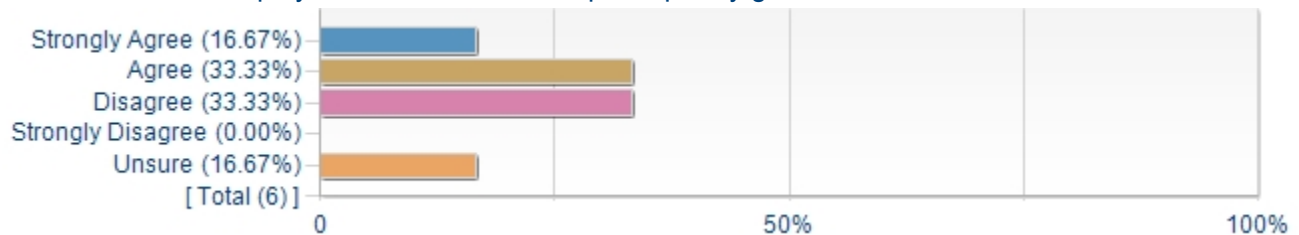
Statistics	Value
Response Count	6
Mean	3.33
Standard Deviation	0.52

7. I have regularly communicated with members of the the constituent group I represent regarding key items.



Statistics	Value
Response Count	6
Mean	2.67
Standard Deviation	1.37

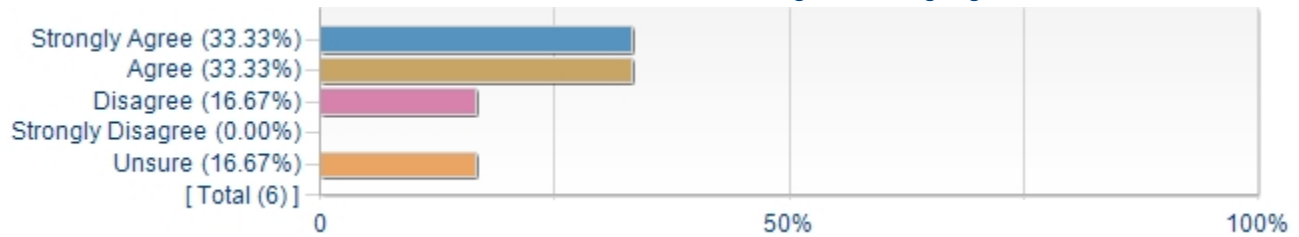
8. This committee has played an effective role in participatory governance at PCC.



Statistics	Value
Response Count	6
Mean	2.33
Standard Deviation	1.37

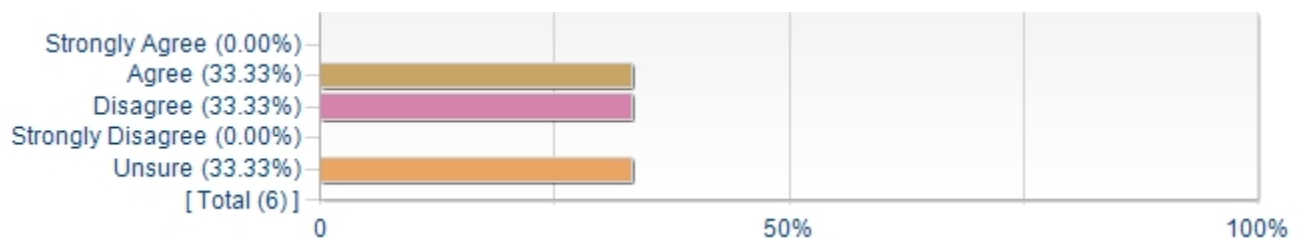
Please answer the following questions in regards to your participation on the (BRAC Committee) (continued)

9. This committee has contributed to the achievement of the college's strategic goals.



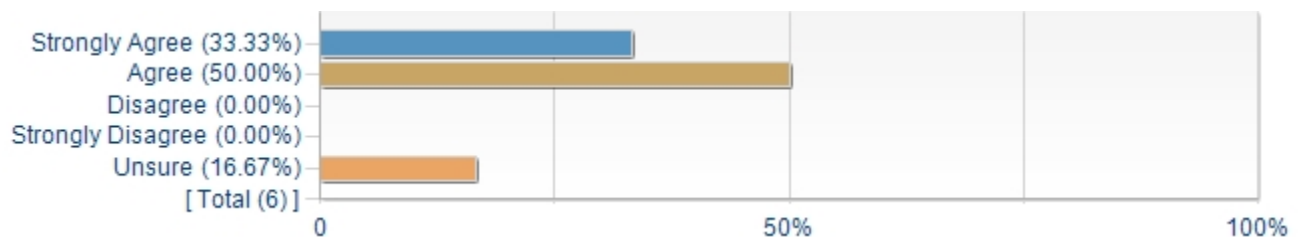
Statistics	Value
Response Count	6
Mean	1.33
Standard Deviation	1.51

10. This committee has made student centered decisions.



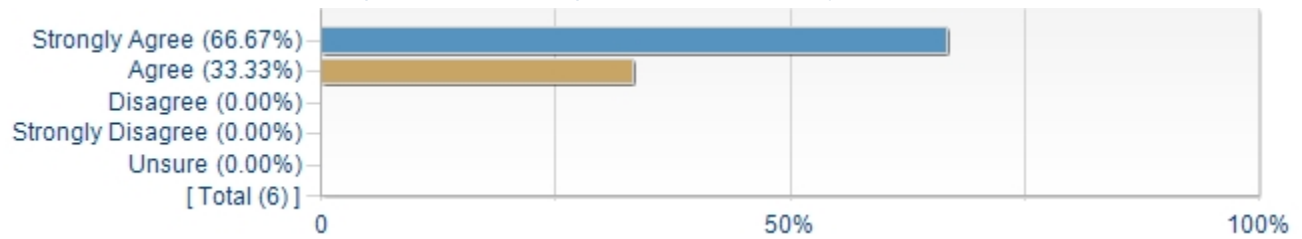
Statistics	Value
Response Count	6
Mean	1.67
Standard Deviation	1.37

11. This committee has been made aware of the meeting norms for my group, and my committee has followed those norms.



Statistics	Value
Response Count	6
Mean	2.83
Standard Deviation	1.47

12. The committee met on a regular basis throughout the academic year



Statistics	Value
Response Count	6
Mean	3.67
Standard Deviation	0.52

Do you have any additional comments or suggestions to help improve this committee?

Comments
none at this time.
More informative
PCC would benefit from true shared governance and transparency in BRAC. Year-end monies left from adopted budgets should be identified and discussed as to where to allocate rather than being swept into the general fund. Faculty salary and benefits should be brought up to area standards via a deliberate planning process.