



## **2018-2019 Committee Evaluation Report for BRAC Committee**

### **Spring 2019 Shared Governance Committee Evaluation**

Project Audience 9

Responses Received 5

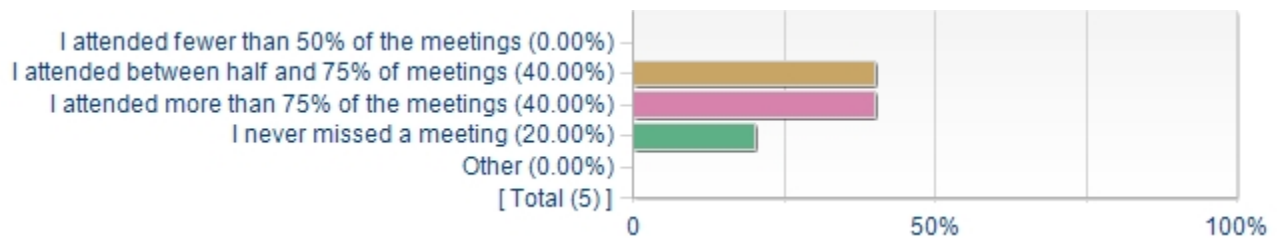
Response Ratio 55.56%

**Prepared by** Project Administrator

**Creation Date** Thu, Jun 20, 2019



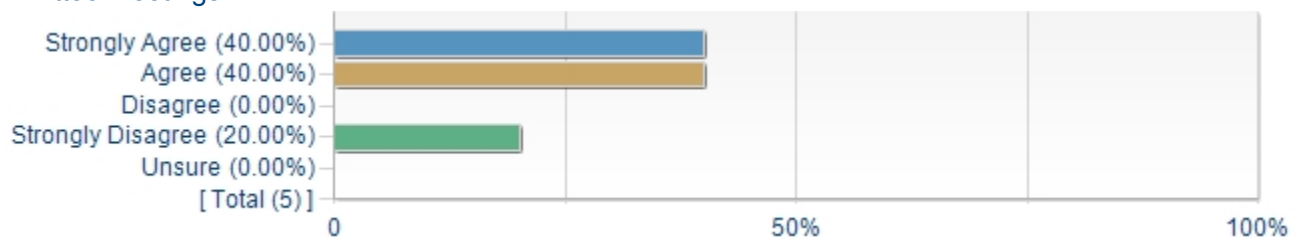
## How often did you attend committee meetings this academic year?



## Please answer the following questions in regards to your participation on the (BRAC Committee)

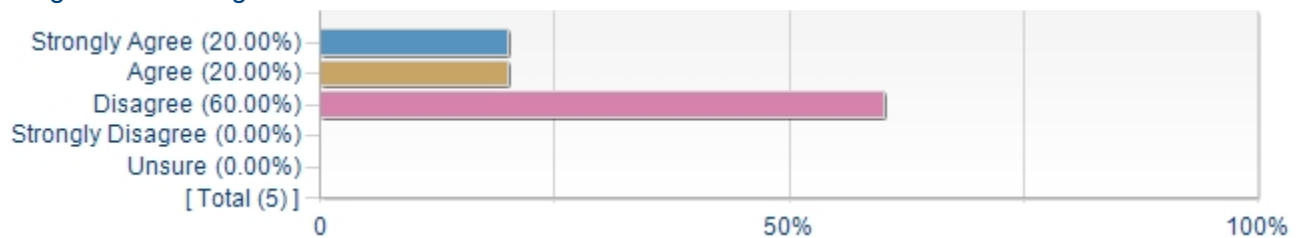
Competency Statistics	Value
Mean	2.70
Standard Deviation	1.09
Population Standard Deviation	1.08

1. Agendas and previous meeting minutes were provided electronically in a timely manner prior to committee meetings.



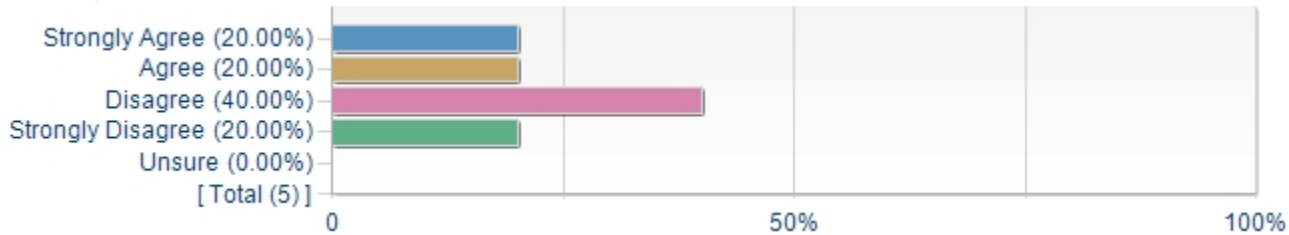
Statistics	Value
Response Count	5
Mean	3.00
Standard Deviation	1.22

2. Mission/charge was shared, efforts were made to ensure understanding, and members worked toward fulfilling mission/charge.




Statistics	Value
Response Count	5
Mean	2.60
Standard Deviation	0.89

3. Developed annual goals that included improving student success and made progress toward completing them.



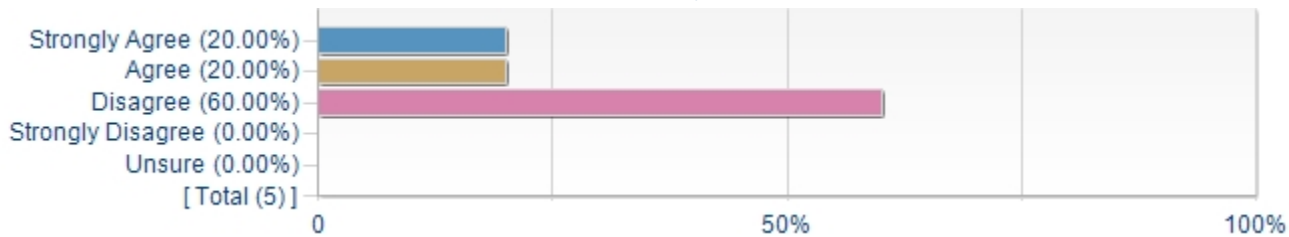
Statistics	Value
Response Count	5
Mean	2.40
Standard Deviation	1.14

4. Members were given adequate information to make informed recommendations and decisions.



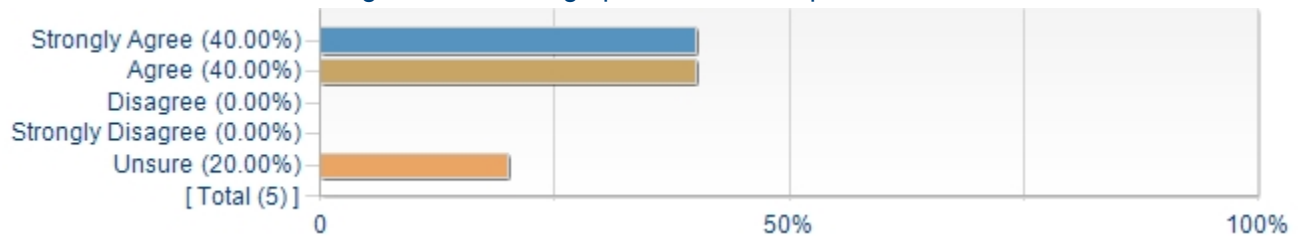
Statistics	Value
Response Count	5
Mean	3.00
Standard Deviation	0.71

5. Discussions have been data-informed and supported by sound evidence.



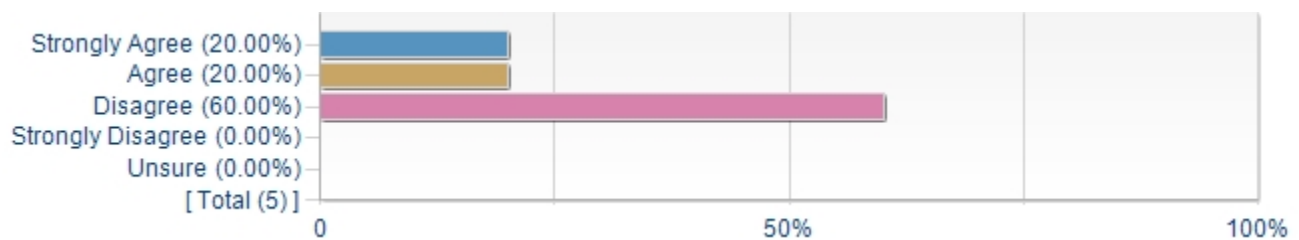
Statistics	Value
Response Count	5
Mean	2.60
Standard Deviation	0.89

6. Discussions have been collegial, and differing opinions were respected.



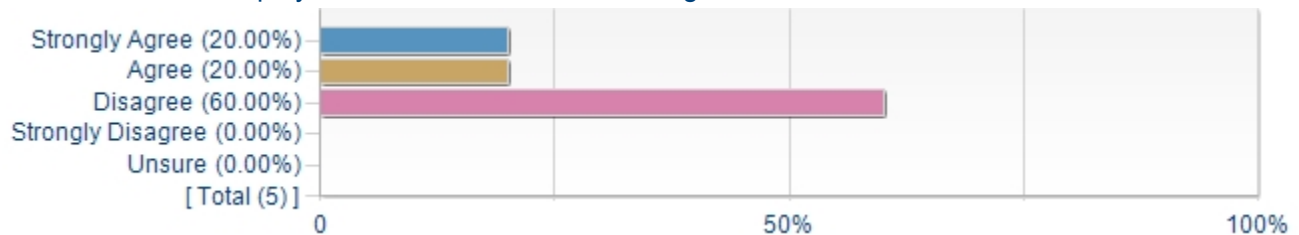
Statistics	Value
Response Count	5
Mean	2.80
Standard Deviation	1.64

7. I have regularly communicated with members of the the constituent group I represent regarding key items.



Statistics	Value
Response Count	5
Mean	2.60
Standard Deviation	0.89

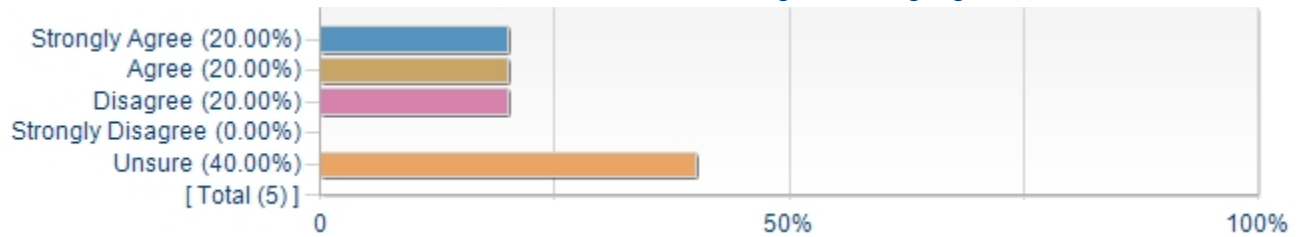
8. This committee has played an effective role in shared governance at PCC.



Statistics	Value
Response Count	5
Mean	2.60
Standard Deviation	0.89

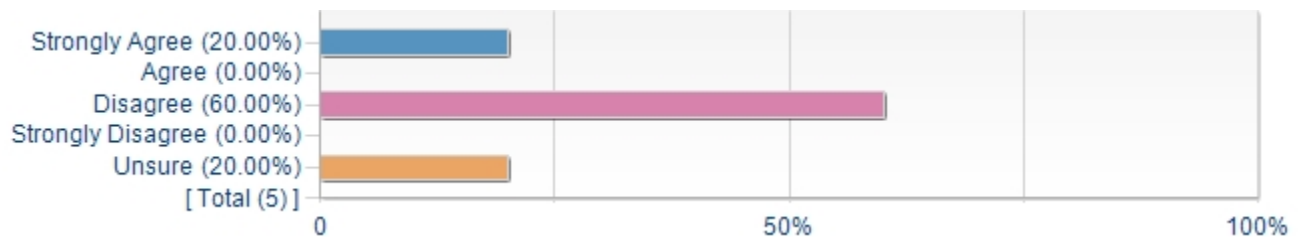
**Please answer the following questions in regards to your participation on the (BRAC Committee) (continued)**

9. This committee has contributed to the achievement of the college's strategic goals.



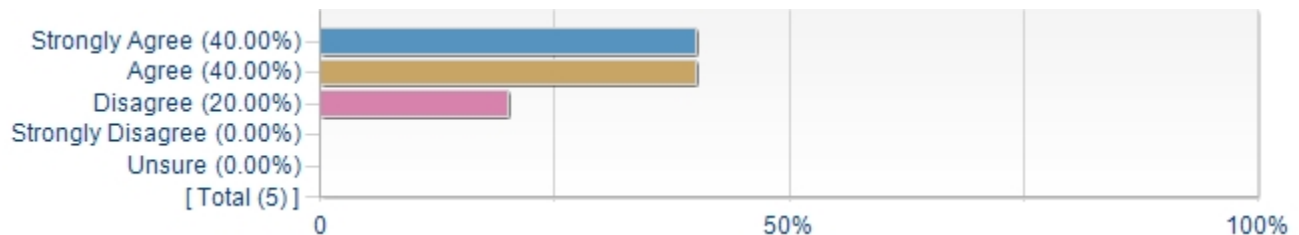
Statistics	Value
Response Count	5
Mean	2.20
Standard Deviation	1.79

10. This committee has made student centered decisions.



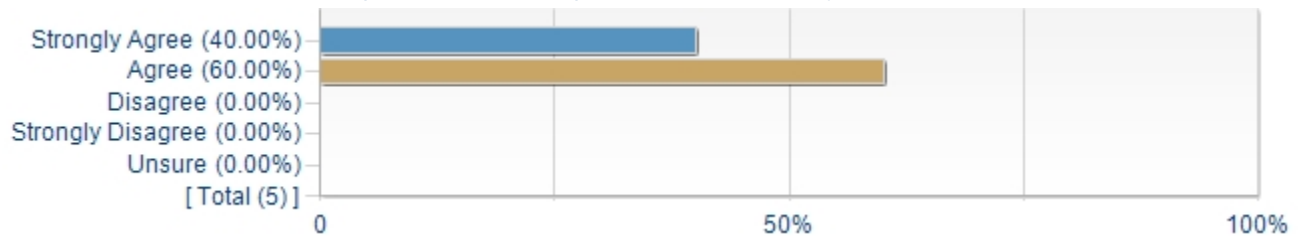
Statistics	Value
Response Count	5
Mean	2.00
Standard Deviation	1.41

11. This committee has been made aware of the meeting norms for my group, and my committee has followed those norms.



Statistics	Value
Response Count	5
Mean	3.20
Standard Deviation	0.84

12. The committee met on a regular basis throughout the academic year



Statistics	Value
Response Count	5
Mean	3.40
Standard Deviation	0.55

**Do you have any additional comments or suggestions to help improve this committee?**

Comments
Just information sessions for general budget stuff, before and even after board has approved them.
I feel like this meeting is more of a report out, we ask questions and get good feedback. I feel that this committee should be more of a decision making committee when it comes to budget items.
The BRAC is little more than a reporting out of budget matters.
Though I can only speak about the 6 months that I have served, no decisions or even consideration of policy have been made during my appointment to this committee.