

**FINANCE & INVESTMENT COMMITTEE MEETING
PASADENA CITY COLLEGE FOUNDATION
REGULAR BUSINESS MEETING
Thursday, April 27, 2017 3:30 p.m. Open Session
Pasadena City College
Foundation Conference Room CDC 212
1570 East Colorado Boulevard, Pasadena, California 91106**

AGENDA

Notice: Members of the public may request the opportunity to address the Board regarding any item on the agenda. To do so, please complete a "Request to Address the Board" form and give it to the Board Secretary prior to the deliberation of the agenda item. Individual speakers are limited to five minutes; total audience participation on any agenda item is limited to thirty minutes.

**PLEASE NOTE THE CHANGE IN LOCATION TO THE NEW FOUNDATION OFFICE
(Corner of Holliston & Green Street – Parking at the building or across the street)**

I. CALL TO ORDER, ROLL CALL

II. OPEN SESSION (3:30 p.m.)

A. ANNOUNCEMENTS AND RECOGNITIONS

B. PUBLIC COMMENT ON NON-AGENDA ITEMS

The Brown Act prohibits the Board from discussing or taking action on any item not on the agenda.

Pg. 27..... C. CLIFFORD SWAN REPORT

D. DISCUSSION ITEMS WITH POSSIBLE ACTION

- Pg. 2..... 1. Approval of Minutes January 26, 2017 Meeting**
2. Percentage of Campaign Funds to cover administrative costs
Pg. 4..... 3. Review of Investment and Spending Policy

D. REPORTS

- 1. Financials**
Pg. 17..... A. Budget and Financials
Pg. 27..... B. Fund Balances and Performance
Pg. 29..... C. Fund Report
Pg. 39..... D. Quarterly Net Income Allocation Report
2. Contract Negotiation

III. ADJOURNMENT

**FINANCE & INVESTMENT COMMITTEE MEETING
PASADENA CITY COLLEGE FOUNDATION
Thursday, January 26, 2017
3:30 p.m.
Conference Room G1
1570 East Colorado Boulevard, Pasadena, California 91106**

Page 1

The Finance and Investment Committee of the Pasadena City College Foundation met on Thursday, January 26, 2017, in Conference Room G1, Pasadena City College, 1570 East Colorado Boulevard, Pasadena, California 91106.

I. CALL TO ORDER, ATTENDANCE

The meeting was called to order at 3:30 p.m. by Mr. Jon Fuhrman.

Finance & Investment Committee Members Present

Mr. Jon Fuhrman (Chair)
Dr. Stephen Kanter
Mr. Mark Ladesich
Mr. Lonnie Schield
Mr. Wade Winter

Finance & Investment Committee Members Absent

Ms. Shirley Burt
Mr. Richard Cupp
Mr. Bill Hawkins
Mr. Jim Sarni

Foundation Staff Present

Ms. Bobbi Abram, Executive Director
Ms. Kris McPeak, Director of Operations
Ms. Ocie Kara-Simonyan, Intermediate Clerk II

Clifford Swan Investment Counsel Present

Mr. Peter Boyle, CFA, Principal
Mr. Randall L. Zaharia, CFA, Principal

II. OPEN SESSION

Mr. Winter convened Open Session at 3:30 p.m.

A. ANNOUNCEMENTS AND RECOGNITIONS

There were no announcement and/or recognitions.

B. PUBLIC COMMENT ON NON-AGENDA ITEMS

There was no public comment.

C. DISCUSSION ITEMS WITH POSSIBLE ACTION

1. Approval of Minutes from October 27, 2016 meeting

MOTION: ON MOTION OF Dr. Kanter and seconded by Mr. Winter, the Finance and Investment Committee voted by a unanimous vote (Fuhrman, Kanter, Ladesich, Schield, and Winter) of the five members present to approve the minutes of the Finance and Investment Committee meeting held on October 27, 2016.

D. REPORTS

1. Clifford Swan Report

The S&P 500 gained 12% over the course of the year, rising an impressive 5% in just two months since Donald Trump's Electoral College victory. Without yet assuming office, the impending administration change has catalyzed returns. Promises of pro-

business policy, tax cuts, and infrastructure spending have boosted valuations and growth expectations.

Looking ahead to 2017, markets are expectant. Corporate profits moved higher in 2016, and the U.S. economy's annual growth rate is expected to be respectable 2%. The Federal Reserve raised key interest rates in December, citing current and forecasted economic improvement as its rationale. Though rate hikes in 2017 may be more frequent, especially if stimulus plans are enacted, it remains in the Fed's interest to raise rates gradually, without market disruption, from current low levels. The consumer continues to gain confidence as unemployment is low and real wages are rising. All of these factors may help support positive market moves to come.

2. Financials

Mr. Fuhrman noted it was a good quarter and good investments up to \$22 million dollars. Ms. Abram said that campaign solicitations will start soon and that expenses are within the budget for the campaign.

Ms. Abram is working on a grant for the Promise Program.


3. Contract Negotiation

Ms. Abram said the contract with the college has expired. A sub-committee will meet with Bobbi to discuss re-negotiating the contract with the College.

III. ADJOURNMENT

Mr. Fuhrman adjourned the meeting at 4:54pm.

MOTION: ON MOTION OF Dr. Kanter and seconded by Mr. Schield, the Finance and Investment Committee voted by a unanimous vote (Fuhrman, Kanter, Ladesich, Schield, and Winter) of the five members present to adjourn the Finance and Investment Committee meeting held on January 26, 2017.



Pasadena City College Foundation

**STATEMENT OF INVESTMENT
AND SPENDING POLICY**

**As adopted by the PCC Foundation Board of Directors on April 10, 2012
Amended August 13, 2013**

Objectives & Guidelines

I. STATEMENT OF PURPOSE

This Statement of Investment and Spending Policy is set forth by the Pasadena City College Foundation Finance Committee and ratified by the Foundation's Board of Directors ("Board.") Its purpose is to reflect policy, objectives and constraints of the Foundation assets advised to by the investment management consultant and investment managers. The intent of this Statement to establish a clear understanding for all involved parties of the investment goals and objectives of fund assets while establishing guidelines and limitations for their management and spending according to prudent standards. It is meant to outline a rationality which will guide the investment management and spending of the assets toward the desired results.

II. LINES OF AUTHORITY AND DELEGATION

The Board of Directors and the Finance Committee of the Pasadena City College Foundation are fiduciaries, and are responsible for directing and monitoring the investment management of Foundation fund assets ("Fund"). As such, they are authorized to delegate certain responsibilities to professional experts in various fields. These include, but are not limited to:

- A. **Investment Management Consultant** The investment management consultant is any individual or organization employed to provide advisory and investment-related services, including with respect to investment objectives and/or asset allocation, manager search and selection, and performance monitoring.
- B. **Investment Manager(s)** An investment manager is any individual, or group of individuals, employed to manage the investments of all or part of the Foundation's assets. An Investment Manager may be the same entity as the Investment Management Consultant or an entity affiliated therewith.
- C. **Custodian** The custodian will physically (or through agreement with a sub-custodian) maintain possession of securities owned by the Foundation, collect dividend and interest payments, redeem maturing securities, and effect receipt and delivery following purchases and sales. The custodian may also perform regular accounting of all assets owned, purchased, or sold as well as movement of assets into and out of the funds' accounts.
- D. **Additional Specialists** Additional Specialists such as attorneys, auditors, accountants and others may be employed by the Foundation to assist in meeting its responsibilities and obligations to administer the fund's assets prudently.

6

The Finance Committee and the Board will not reserve any control over investment decisions, with exception of development of investment guidelines and specific limitations described in these statements. The Investment Management Consultant and the Investment Manager(s) will be held responsible and accountable to achieve the objectives herein stated. All expenses for professional experts must be customary and reasonable, and will be done by the respective fund as deemed appropriate and necessary.

III. ASSIGNMENT OF RESPONSIBILITY

A. Responsibility of the Board of Directors of the Foundation

The law charges the Board of Directors with the responsibility for the management of the assets of the Foundation. The Board of Directors shall discharge its duties solely in the interest of the Foundation, with the care, skill, prudence and diligence under the circumstances then prevailing, that a prudent investor, acting in a like capacity and familiar with such matters would use in the conduct of an enterprise of a like character with like aims. The Board may delegate its responsibilities to the Finance Committee. The specific responsibilities of the Board relating to the investment management of Foundation assets include:

1. Establishing reasonable and consistent investment objectives, policies and guidelines that will direct the investment of the Fund's assets.
2. Selecting and/or replacing the appropriate Investment Management Consultant.
3. Projecting the Foundation's financial needs.
4. Determining the Fund's risk tolerance and investment horizon.
5. Regularly reviewing the performance of the Investment Management Consultant and Investment Manager(s) to monitor investment objective progress.

B. Responsibility of the Investment Management Consultant

The Investment Management Consultant's role is that of a discretionary advisor and investment-related service provider to the Board. Investment advice concerning the investment management of the Fund will be offered by the Investment Management Consultant, and will be consistent with the investment objectives, policies, guidelines and constraints as established in this statement. Specific responsibilities of the Investment Management Consultant include:

1. Assisting with development and periodic review of investment policy

2. Conducting investment manager searches
3. Selection of Investment Manager(s)
4. Evaluating and monitoring the performance of the Investment Manager(s)
5. Communicating matters of policy, manager research, and manager performance to the Board
6. Keeping the Board abreast of market conditions and trends.
7. Informing the Board regarding any qualitative change to an investment management organization: Examples include changes in portfolio management personnel, ownership structure, and investment philosophy.
8. Reviewing investment history and historical capital markets performance.
9. Communicating to the Board any major changes to economic outlook, investment strategy, or any other factors that affect implementation of their investment process.

C. Responsibility of the Investment Manager(s)

Each Investment Manager will have full discretion to make all investment decisions for the assets placed under its jurisdiction. Specific responsibilities of the Investment Manager(s) include:

1. Discretionary investment management including decisions to buy, sell, or hold individual securities.
2. Reporting, on a timely basis, monthly activity and quarterly investment performance results.
3. Communicating to the Investment Management Consultant any major changes to economic outlook, investment strategy, or any other factors that affect implementation of their investment process.
4. Voting proxies, if requested by the Board, on behalf of the Fund, and communicating such voting records to the Board if requested.
5. Adherence to Investment Discipline: Investment managers are expected to adhere to the investment management styles for which they were hired. Managers will be evaluated regularly for adherence to investment discipline.

IV. SELECTION OF INVESTMENT MANAGEMENT CONSULTANT

The Board shall select the Investment Management Consultant pursuant to a Request for Qualification (“RFQ”). An RFQ shall be offered no less than each five years absent board resolution to extend such period.

V. SELECTION OF INVESTMENT MANAGER(S)

The Investment Consultant’s selection of Investment Manager(s) must be based on prudent due diligence procedures. A qualifying Investment manager must be a registered investment advisor under the Investment Advisors Act of 1940, as amended, or a bank or insurance company.

VI. INVESTMENT POLICY

A. **General Investment Principles**

Investments shall be made solely in the interest of the Foundation. The Fund shall be invested with the care, skill, prudence, and diligence under the circumstances then prevailing that a prudent investor acting in like capacity and familiar with such matters would use in the investment of a fund of like character and with like aims and in accordance with Uniform Prudent Management of Institutional Funds Act (“UPMIFA”) regulations.

B. **Diversification**

Investment of the Fund shall be diversified so as to minimize risk.

The Investment Management Consultant may employ one or more investment managers of varying styles and philosophies to attain the Foundation’s objectives. Cash is to be employed productively at all times by investment in short-term cash equivalents to provide safety, liquidity and return.

1. **Preservation of Capital** Consistent with their respective investment styles and philosophies, Investment Managers should make reasonable efforts to preserve capital, understanding that losses may occur in individual securities.
2. **Risk Aversion** Understanding that risk is present in all types of securities and investment styles, the Board recognizes that some risk is necessary to produce long-term investment results that are sufficient to meet the Foundation's objectives. However, the Investment Managers are to make reasonable efforts to control risk, and will be evaluated regularly to ensure that the risk assumed is commensurate with the given investment style and objectives of the Foundation as set out in the section on performance objectives below. The Board defines risk as: “The probability of not

achieving expected returns and therefore not maintaining purchasing power over the Foundation's investment horizon."

C. **Performance Objectives**

The overriding goal of this Foundation is to maintain purchasing power into perpetuity. That is, net of spending, the objective is to grow the aggregate portfolio value at, or in excess of, the rate of inflation over the Foundation's investment horizon. Future giving to the Foundation is expected to be inconsistent and therefore unpredictable. As a result, the Board of Directors has set an investment strategy with the objective of maintaining purchasing power of Foundation assets before consideration of gifts.

1. **Strategy** The investment strategy of portfolio is to emphasize total return; that is, the aggregate return from capital appreciation and dividend and interest income.

EXAMPLE: $7.5\% = \text{Spending } (4\%) + \text{Management Fee } (1.5\%) + \text{Inflation } (2\%)$

Risk control is an important element in the investment of the Fund

While emphasizing long-term growth of principal, the portfolio avoids excessive risk through the use of Modern Portfolio Theory ("MPT"). Reduced risk is accomplished through investment in different asset classes that have inversely correlated risks. Short-term volatility will be tolerated inasmuch as it is consistent with the volatility of a comparable composite market index.

2. **Performance Measures** Over the Foundation investment horizon established in this statement, it is the goal of the Foundation to equal or exceed our net spending plus the rate of inflation as a return (net of management fees) as measured by the appropriate composite market index. This investment goal is the goal for the aggregate assets and is not meant to be imposed on each investment account (if more than one account is used). The goal of each Investment Manager, over the Foundation investment horizon, shall be to:

Meet or exceed the appropriate market index, or blended market index, after fees, selected by the Investment Management Consultant that most closely corresponds to the style of investment management. Investment Managers will be selected and evaluated on their ability to most closely meet this objective over the Foundation investment horizon.

3. **Volatility of Returns** The Board of Directors understands that in order to achieve its objectives for Foundation assets, the Fund will experience volatility of returns and fluctuations of market value.
4. **Liquidity** To minimize the possibility of a loss occasioned by the sale of a security forced by the need to meet a required payment, the Board will periodically provide to the Investment Management consultant with an estimate of expected net cash flow.

D. Investment Guidelines

1. Allowable Assets & Allocations

	<u>Lower Limit</u>	<u>Upper Limit</u>
Cash Equivalents ^(*)	0%	100%
<u>Fixed Income:</u>		
Domestic Bonds	15%	30%
International Bonds	0%	15%
Emerging Market Bond Funds	0%	10%
High-Yield Bond Funds	0%	10%
<u>Equities:</u>		
Large Cap	20%	60%
Mid Cap	0%	20%
Small Cap	0%	20%
REITS (listed on major exchanges)	0%	10%
International Equities/Developed Markets	0%	30%
Alternative Investments	0%	20%

(*) Cash Equivalents may include:

- (a) treasury bills
- (b) money market funds
- (c) STIF funds
- (d) commercial paper
- (e) bankers acceptances
- (f) repurchase agreements
- (g) certificates of deposit

(It should be noted that the Foundation is a non-profit charitable organization and cannot recover foreign tax credits.)

2. **Alternative Asset Classes** It is the consensus of the Board that alternative asset classes not previously considered in the Fund be available for investment. So long as the alternative asset class conforms to the guidelines and risk tolerances established in this Statement of Investment Policy, the Investment Manager(s) may invest the Fund at the Investment Manager Consultant's discretion.
3. **Prohibited Investments** The following Investments are prohibited:
 - a. Individual Limited Partnerships
 - b. Individual Venture-Capital Investments
 - c. Individual Real Estate Properties
4. **Prohibited Strategies** The following transactions are prohibited:
 - a. Excessive use of leverage
5. **Acceptance of Gifts** Nothing herein shall prohibit the Foundation from accepting any gift, donation or bequest regardless of the type or amount subject to the Foundation's policy of disposition of such asset.
6. **Guidelines for Fixed Income Investments and Cash Equivalents**
 - a. Foundation assets may be invested in individual investment grade bonds rated by Moody's and/or Standard & Poors. Non-investment grade bonds (high yield) and emerging market bonds may only be invested as bond funds.
 - b. Foundation assets may be invested only in commercial paper rated A1 (or equivalent) or better.

- c. Fixed income maturity restrictions are as follows: The average maturity of the fixed income portfolio may not exceed ten (10) years.
- d. Money Market Funds selected shall contain securities whose credit rating at the absolute minimum would be rated investment grade by Standard and Poors, and/or Moody's.

VII. SPENDING POLICY

A. Category of Foundation Assets In accordance with Generally Accepted Accounting Practices (GAAP), net assets (the difference between assets and liabilities) of a not-for-profit organization must be split into three (3) classifications: (1) Unrestricted; (2) Temporarily Restricted; or (3) Permanently Restricted. Both temporarily and permanently restricted net assets arise because of donor restrictions. (Note that only donors may impose restrictions on gifts, though unrestricted gifts may be **designated** for a particular purpose or time restriction by the organization's board. For accounting purposes, however, these funds would remain unrestricted.)

1. **Unrestricted:** In the absence of restrictions placed on the use of the funds by the donor, these contributions may be used by the organization in any way that meets the mission, articles of incorporation, bylaws, etc., of the organization. Thus, unrestricted gifts to the PCC Foundation may be used for any purpose related to support Pasadena City College.
2. **Temporarily Restricted:** Use of these gifts is limited by either a donor-imposed time restriction or a donor-imposed purpose restriction. Investment income is considered temporarily restricted and may be spent in accordance with the donor's wishes.
3. **Permanently Restricted:** These are net assets that a donor has instructed the Foundation to maintain in perpetuity. Also known as "endowments," the donor contributes assets to an organization with instructions that the corpus (the original amount donated) is never to be spent, but the income generated by the endowment fund can be used. This income may be considered temporarily restricted or unrestricted, depending on the terms of the endowment agreement. Appreciation in the value of investments made under an endowment agreement may also be permanently restricted by the donor.

It shall be the responsibility of the Foundation staff to place all new funds into one or more of the designated categories. The staff shall prepare a schedule of projected sub-fund liquidation dates quarterly. The Finance Committee shall review the schedule and

make transfers between funds as necessary to bring the categories into conformity with the schedule.

B. Spending Limits For all permanently restricted accounts held by the Foundation, the Foundation will allow an annual spending limit of no more than four percent (4%) of the trailing twelve quarters' average of the account balance/unit value. The Foundation Board will review the spending rate annually at its June quarterly meeting and determine if any change is deemed prudent. Any such spending limit change will be effective July 1 of that fiscal year.

1. If spending in excess of the approved annual spending rate is desired by a signatory to a permanently restricted account, a written request with specificity and detail shall be submitted to the Foundation at the signatory's earliest convenience. Thereafter, such written requests will be considered by the Board in a timely fashion and a written response by the Foundation issued after a ruling is made
2. The date of ~~March 31~~ December 31 of each year will be used in determining the unit value for the twelve quarter average calculation as referenced in paragraph 1. (above.) The Foundation further reserves the right to assess an annual administrative fee on July 1 of each fiscal year, which fee shall be in addition to the annual spending limit set forth above in Paragraph 1.
3. This basis for calculating spending is sanctioned by the Uniform Prudent Management of Institutional Funds Act ("UPMIFA")
4. Liquidation of Donated Assets
 - a. Stock
It is the policy of the Board of Directors to liquidate stock given to the Foundation as a donation upon its receipt. Exceptions to this policy may be indicated due to the volume of stock in the donation or the uniqueness of the holdings or the specific terms of a donation. Exceptions must be approved by the Investment Committee and the Board of Directors
 - b. Real Estate

VIII. INVESTMENT AND SPENDING POLICY REVIEW

To assure continued relevance of the guidelines, objectives, financial status and capital markets expectations as established in this statement of investment policy, the Board shall review these policies at least annually.

ADDENDUM A - DEFINITIONS

1. **"Foundation"** shall mean the Pasadena City College Foundation.
2. **Investment Management Consultant (See II. 1)**
3. **Investment Manager(s) (See II. 2)**
4. **"Board of Directors"** shall refer to the Board of Directors of the Pasadena City College Foundation.
5. **"Finance Committee"** shall refer to the governing committee established by the Board of Directors to administer the fund management.
6. **"Endowment Fund"** shall mean the endowed portion of the total Fund.
7. **"Short-term Bond Fund"** shall mean a no-load fund of U. S. Treasury securities with maturities of 1-5 years.
8. **"Money Market Fund"** shall mean a mutual fund invested in high-quality certificates of deposit, bankers' acceptances, commercial paper, and U. S. Government securities.
9. **"Fiduciary"** shall mean any individual or group of individuals that exercises discretionary authority or control over fund management, or any authority or control over management, disposition or administration of a fund's assets.
10. **"Securities"** shall refer to the marketable investment securities that are defined as acceptable in this statement.
11. **"Investment Horizon"** shall be the time period over which the investment objectives, as set forth in this statement, are expected to be met. The investment horizon for this Foundation is a stock market cycle (3 to 5 years).
12. **"Custodian"** shall be defined as a brokerage firm, bank, etc., where funds are kept and monitored.

Pasadena City College Foundation

Check Detail

March 2017

11:46 AM

04/05/2017

Num	Date	Name	Memo	Account	Paid Amount	Class
54968	03/29/2017	McLogan Supply Co.	Supplies & materials for Graphic com tech program	Agency Expense	2,402.68	1.AGC-P:William Lindquist-Liq.-AGC-P
54969	03/29/2017	I-8 Food Services	Inv# 15769 Lunch for Graphics Students Eagle Rock High Students	Agency Expense	204.50	1.AGC-P:William Lindquist-Liq.-AGC-P
54932	03/08/2017	Shigeru Tanioka	Rent - Student Robert Nye 10140500	Scholarships Paid	500.00	2.AGC-R:Academic Senate General-AGC-R:Students in Need - SCH-R
54959	03/27/2017	Leticia Medina	Car Repairs student Leticia Medina 00690855	Scholarships Paid	500.00	2.AGC-R:Academic Senate General-AGC-R:Students in Need - SCH-R
54945	03/17/2017	Doug Harvey	Guest Lecturer	Agency Expense	300.00	2.AGC-R:Art Associate-Art Gallery-AGC-R
54946	03/17/2017	Lynn Aldrich	Guest Lecturer	Agency Expense	300.00	2.AGC-R:Art Associate-Art Gallery-AGC-R
54947	03/17/2017	Miyoshi Barosh	Guest Lecturer	Agency Expense	300.00	2.AGC-R:Art Associate-Art Gallery-AGC-R
54942	03/16/2017	April K Kawooka	Reimburse Inv# 39797 & 39762 Jewelry Area tools and AllCraft	Agency Expense	433.43	2.AGC-R:Bonnie Ledyard Jewelry-AGCN-R
54940	03/13/2017	Umer Umer	Reimburse Flowers for guest speaker Viet Thanh Nguyen	Agency Expense	29.35	2.AGC-R:English Division-AGC-R
54943	03/16/2017	Robert Lee	Reimburse So CA Writing Centers Assoc Conf Expenses	Agency Expense	309.00	2.AGC-R:English Division-AGC-R
54960	03/27/2017	I-8 Food Services	Inv# 15744 One City One Event	Agency Expense	63.78	2.AGC-R:English Division-AGC-R
54970	03/29/2017	Ginger Corner Market	English Division Hiring Committee Meeting	Agency Expense	70.89	2.AGC-R:English Division-AGC-R
54954	03/27/2017	Kristi Lopez	Guest Speaker Self Enhancement Series	Agency Expense	50.00	2.AGC-R:Friends of Foster Care-AGCN-R
54955	03/27/2017	Casswell Goodman	Guest Speaker Self Enhancement Series	Agency Expense	50.00	2.AGC-R:Friends of Foster Care-AGCN-R
54956	03/27/2017	Melissa Estrella	Guest Speaker WFFH Foster Parent Workshop	Agency Expense	50.00	2.AGC-R:Friends of Foster Care-AGCN-R
54957	03/27/2017	Laura Delgado	Guest Speaker for Drate Certification Workshop	Agency Expense	50.00	2.AGC-R:Friends of Foster Care-AGCN-R
54958	03/27/2017	Marisela Magana	Guest Speaker WFFH Foster Parent Workshop	Agency Expense	50.00	2.AGC-R:Friends of Foster Care-AGCN-R
54928	03/02/2017	Rita Martinez	Reimburse program resources	Agency Expense	215.07	2.AGC-R:Friends of Parent Edu-AGC-R
54950	03/21/2017	Kris McPeak	Reimburse refreshments for LFL Leadership Workshop	Agency Expense	14.67	2.AGC-R:Lancers for Life-AGC-R
54966	03/29/2017	Elaine Cartas	Reimburse Lancers for Life Lunch	Agency Expense	60.90	2.AGC-R:Lancers for Life-AGC-R
54918	03/02/2017	Pasadena City College Office Services	Inv# B.Freund.11.1.16.PD	Agency Expense	29.58	2.AGC-R:Million Meals Marathon-AGC-R
54927	03/02/2017	Raquel Nylander	Reimburse Courtesy Candy & water	Agency Expense	69.17	2.AGC-R:Natural Sciences-AGCN-R
54951	03/24/2017	Philip Young	Purchase replacement minkin doll heads for lab portion	Agency Expense	64.00	2.AGC-R:Non-Credit Division - AGC-R
54965	03/27/2017	Pasadena City College	Reimburse recital hall rental for student auditions in Taipei, Taiwan	Agency Expense	93.75	2.AGC-R:Performing & Comm - AGC-R:Plano Program-AGC-R
54952	03/27/2017	Pasadena City College	Tuition for Joyce Perry 10041688	Scholarships Paid	502.50	2.AGC-R:SouthBay Workforce-AGC-R
54925	03/02/2017	Pasadena City College Office Services	Inv# C.Altamirano.PLAC.11.29.1 Pathways Symposium	Agency Expense	45.01	2.AGC-R:Special Projects - AGC-R
54949	03/21/2017	Tim Hawkinson	Artist in Residence	Agency Expense	5,000.00	2.AGC-R:Visual Arts General Fund-AGC-R
54924	03/02/2017	Christina Mu	Robert Westerbeck Scholarship 10112604	Scholarships Paid	900.00	3.SCH-P:Robert Westerbeck-SCHN-P
54920	03/02/2017	Martha C Esteban	Rent - Student Mayra Sandoval 01001404	Scholarships Paid	500.00	4.SCH-R:America-Dream Keepers-SCHN-R
54930	03/06/2017	Shigeru Tanioka	Rent - Student Robert Nye 10140500	Scholarships Paid	500.00	4.SCH-R:America-Dream Keepers-SCHN-R
54934	03/13/2017	James Giusto	Alexis Perez 10110945 - Rent	Scholarships Paid	300.00	4.SCH-R:America-Dream Keepers-SCHN-R
54935	03/13/2017	Southern California Gas	Alexis Perez - 10110945 Utilities	Scholarships Paid	105.42	4.SCH-R:America-Dream Keepers-SCHN-R
54936	03/13/2017	Toyota Financial Services	Henry Selva 10110945 Car payment	Scholarships Paid	303.85	4.SCH-R:America-Dream Keepers-SCHN-R
54937	03/13/2017	T-Mobile	Henry Selva 10110945 Utilities	Scholarships Paid	177.13	4.SCH-R:America-Dream Keepers-SCHN-R
54923	03/02/2017	Pasadena City College Office Services	Inv# C.Altamirano.PLAC.11.8.16	Agency Expense	60.00	4.SCH-R:Latino Advisory Comm Sch-SCH-R
DEBIT	03/29/2017	Welding Supplies	Equipment for Lori Ashby Welding Scholarship - Boone Grant	Scholarships Paid	2,525.00	4.SCH-R:Boone Achievement Award-SCH-R
DEBIT	03/31/2017	Northern Tool	Equipment for Felipe Orona Welding Scholarship - Boone Grant	Scholarships Paid	749.99	4.SCH-R:Boone Achievement Award-SCH-R
DEBIT	03/03/2017	Pasadena City College	Spring 2017 Tuition Charges for Bishwas Thapa	Scholarships Paid	138.00	4.SCH-R:Third Party Scholarships-SCH-R
DEBIT	03/03/2017	Pasadena City College	Spring 2017 Paking Fee for Bishwas Thapa	Scholarships Paid	64.00	4.SCH-R:Third Party Scholarships-SCH-R
54926	03/02/2017	Jocelyn Chea	Jocelyn Chea Charity League third party scholarship	Scholarships Paid	179.49	4.SCH-R:Third Party Scholarships-SCH-R
54971	03/30/2017	Paula M. Ventos	Reimburse Watch for Nursing Award Fall 2016	Scholarships Paid	286.13	5.SFA:Mitchell Prof-SFA-P
54941	03/14/2017	Pasadena City College	Transfer Upward Bound Contribution (grant managed by Fiscal)	Grant Revenue	74,800.00	6.GRANTS:Upward Bound Agency-GNTN-R
54941	03/14/2017	Pasadena City College	Transfer Upward Bound Contribution (grant managed by Fiscal)	Grant Revenue	35,200.00	6.GRANTS:Upward Bound Agency-GNTN-R
DEBIT	03/01/2017	Facebook	Facebook Ads	Advertising	338.87	91.UNR:Unrestricted - 16-17 Budget
DEBIT	03/01/2017	Facebook	Facebook Ads	Advertising	160.40	91.UNR:Unrestricted - 16-17 Budget
DEBIT	03/06/2017	University Club of Pasadena	Dues and member Lunch	Memberships & Dues	527.97	91.UNR:Unrestricted - 16-17 Budget
DEBIT	03/13/2017	Outlook Newspaper	Ad in Outlook Newspaper March Inv# 59962	Advertising	2,700.00	91.UNR:Unrestricted - 16-17 Budget
DEBIT	03/22/2017	Jimmy Johns	Food for Campaign Meeting Elaine, Pend, & Nancy	Major Gifts Campaign	38.39	91.UNR:Unrestricted - 16-17 Budget
DEBIT	03/24/2017	Smitty's Grill	Major Gifts Campaign	Major Gifts Campaign	80.51	91.UNR:Unrestricted - 16-17 Budget
54917	03/02/2017	Pasadena City College Office Services	Inv# K.McPeak.Fndtn.12.8.16 & K.McPeak.Fndtn.12.2.16	Major Gifts Campaign	570.33	91.UNR:Unrestricted - 16-17 Budget
54919	03/02/2017	The Armistead Group, Inc.	Inv# 1956 Consulting for Major Gifts Campaign March 2017	Major Gifts Campaign	5,500.00	91.UNR:Unrestricted - 16-17 Budget
54922	03/02/2017	Clara Kristera	Reimburse: Foundation Office Supplies	Supplies	67.08	91.UNR:Unrestricted - 16-17 Budget
54929	03/02/2017	Lamb & Kawakami LLP	Inv# 49706 Legal Fees	Legal Fees	367.50	91.UNR:Unrestricted - 16-17 Budget
54931	03/06/2017	Patricia Pejoumand	Accounting Fees February 2017	Accounting Fees	6,600.00	91.UNR:Unrestricted - 16-17 Budget
54933	03/10/2017	De Lage Landen Financial Services	Inv# 53388783 & 53024365 Photocopyer Lease	PhotoCopy Lease	272.00	91.UNR:Unrestricted - 16-17 Budget
54938	03/13/2017	I-8 Food Services	Inv# 15750 Executive Committee Meeting	Foundation Meetings	117.73	91.UNR:Unrestricted - 16-17 Budget
54938	03/13/2017	I-8 Food Services	Inv# 15745 CTE Luncheon	Foundation Meetings	350.18	91.UNR:Unrestricted - 16-17 Budget
54939	03/13/2017	Chelsea Philanthropy	Campaign Director Major Gifts Campaign Feb 1-28, 2017	Major Gifts Campaign	11,666.00	91.UNR:Unrestricted - 16-17 Budget
54944	03/16/2017	Mary Braswell	Inv P-025 Writing assignments PCCT Annual Report and Spring 2017 Newsletter	Advertising	1,759.00	91.UNR:Unrestricted - 16-17 Budget
54948	03/17/2017	Patricia Pejoumand	Travel Expenses February 2017	Misc expenses	329.63	91.UNR:Unrestricted - 16-17 Budget
54962	03/27/2017	Ready Refresh	Inv# 16100K7875709 Office water 10/15/16-12/14/16	Misc expenses	114.24	91.UNR:Unrestricted - 16-17 Budget
54963	03/29/2017	Kris McPeak	Reimburse expenses for scholarship workshop travel	Meals	31.74	91.UNR:Unrestricted - 16-17 Budget

16

Pasadena City College Foundation

Check Detail

March 2017

11:46 AM
04/05/2017

Num	Date	Name	Memo	Account	Paid Amount	Class
54964	03/29/2017	Bobbi Abram	Reimburse Drinks for Board Development Meeting 3/29/17	Foundation Meetings	14.94	91.UNR:Unrestricted - 16-17 Budget
54967	03/29/2017	I-8 Food Services	Inv# 15772 Foundation Board of Directors Meeting	Foundation Meetings	355.18	91.UNR:Unrestricted - 16-17 Budget
					160,508.98	

Summary

PCC Foundation
Summary Budget
Cash Basis
March 31, 2017

	BUDGET	YTD				VARIANCE
	Total For Foundation	YTD Budget ÷ 12	Actual Scholarship, Agency & Other Funds	Actual Unrestricted Fund	YTD Actual TOTAL	Favorable/ (Unfavorable)
	BUDGETED	9th Month				
Endowment Revenue (PR)	337,869	253,402	120,459	-	120,459	(132,943)
Agency Revenue (TR)	228,834	171,626	181,905	-	181,905	10,280
Scholarship Revenue (TR)*	511,035	383,276	480,029	-	480,029	96,753
Grant Revenue (TR)	211,923	158,942	144,244	-	144,244	(14,698)
Art Campaign Revenue (TR)	2,825	2,119	265		265	(1,854)
Operating Revenue (UR)	601,000	450,750	-	161,723	161,723	(289,027)
Administrative Fee (-) [Full year]	315,765	236,824	(298,107)	298,107	-	(236,824)
Investment Income (-) [Actual YTD]	430,836	323,127	1,276,361	154,832	1,431,192	1,108,065
Transfer In	-	-	644,778	676,268	1,321,046	1,321,046
TOTAL REVENUE	2,640,087	1,980,065	2,549,934	1,290,930	3,840,864	1,860,799
Agency Expense (TR)	233,176	174,882	118,525	-	118,525	56,357
Scholarship Paid (TR)	680,681	510,511	293,040	-	293,040	217,470
Grant Expense (TR)	211,923	158,942	76,216	-	76,216	82,726
Capital Campaign Expenses (TR)		-	1,823		1,823	(1,823)
Foundation Support/Grants (UR)	33,000	24,750	-	196,964	196,964	(172,214)
Fund Raising Expense (UR)	471,021	353,266	-	18,985	18,985	334,281
General & Administrative (UR)	497,208	372,906	-	414,257	414,257	(41,351)
Transfer Out	-	-	644,659	676,387	1,321,046	(1,321,046)
TOTAL EXPENSES	2,127,009	1,595,257	1,134,263	1,306,593	2,440,856	(845,599)
<i>Deficit Funded from Net Assets (UR)</i>	-	-	-	-	-	-
NET CHANGE	513,078	384,808	1,415,670	(15,662)	1,400,008	1,015,200

Unrestricted (Cash Basis)

PCC Foundation Budget Sub-Schedule March 31, 2017	Total Budget 2016-2017	YTD Actual 2016-2017	% Budget Used	Budget Remaining	% Budget Remaining
REVENUE					
OPERATING REVENUE					
General Fund Donations - Regular	50,000	75,427	151%	(25,427)	-51%
Bequests	-				
Annual Dinner (Special Event Revenue)	6,000	3,353	56%	2,647	44%
President's Circle Donations	70,000	82,943	118%	(12,943)	-18%
Campaign Appeal	175,000				
Contracted Funds from SCPR	300,000	-	0%	300,000	100%
TOTAL OPERATING REVENUE	601,000	161,723		264,277	
ADMINISTRATIVE FEE REVENUE					
PCC Funds (1.5%) [Full year recognized @ 7/1/2016]	315,765	298,107	94%	17,658	6%
TOTAL ADMINISTRATIVE FEE REVENUE	315,765	298,107		17,658	
INVESTMENT REVENUE					
Investment Revenue (Actual YTD)	90,000	154,832	172%	(64,832)	-72%
TOTAL INVESTMENT REVENUE	90,000	154,832		(64,832)	
Transfer In		676,268			
TOTAL REVENUE	1,006,765	1,290,930		217,103	
EXPENSES					
FOUNDATION SUPPORT					
College Support Community Involvement	20,000	16,954	85%	3,046	15%
Awards and Recognition	2,000	432	22%	1,568	78%
Conferences	2,500	(5,650)	-226%	8,150	326%
Meetings	6,000	2,790	47%	3,210	53%
Discretionary Fund	2,500	797	32%	1,703	68%
TOTAL FOUNDATION SUPPORT	33,000	15,323		17,677	
FUNDRAISING EXPENSES					
Donor Cultivation	20,000	9,538	48%	10,462	52%
Printing and Advertising	17,500	-	0%	17,500	100%
SoftWare - Fundraising	14,000	-	0%	14,000	100%
President's Circle (incl. event)	13,121	-	0%	13,121	100%
Giving Tuesday	5,500		0%	5,500	100%
Annual Dinner	6,700	8,229	123%	(1,529)	-23%
Memberships	1,200	1,218	102%	(18)	-2%
Database Maintenance	5,000				
Software Training	10,000	-	0%	10,000	100%
Miscellaneous/Supplies	2,000	-			
Major Gifts Campaign Operational Expenses	100,000	71,786			
Major Gifts Campaign Consultant	66,000	60,500			
Development Officer 50%	60,000				
Campaign Director	150,000	49,354			
TOTAL FUNDRAISING EXPENSES	471,021	200,625		69,036	
GENERAL & ADMIN. EXPENSES					
Salary - Executive Director		-			
Salary - Aministrative Assistant II - 80%		-			
Salary - Development Manager 25%					
Salary - Business Analyst 50%		-			
Salary - Clerical Assistant 0%					
Salary - Director of Operations - 10%					
Personnel Expenses	226,258	301,291	133%	(75,033)	-33%
Accounting Services	77,250	53,600		23,650	
Administrative Assistant	50,000		0%	50,000	100%

Unrestricted (Cash Basis)

PCC Foundation Budget Sub-Schedule March 31, 2017	Total Budget 2016-2017	YTD Actual 2016-2017	% Budget Used	Budget Remaining	% Budget Remaining
Audit Services	15,000	2,580	17%	12,420	83%
Legal Services	2,000	5,501	275%	(3,501)	-175%
Consulting Services (Writer)	60,000	3,302	6%	56,698	94%
Banking Fees	2,000	588	29%	1,412	71%
Computer Software & Equipment/Financial Edge	-	1,839		(1,839)	
Office Interior & Installation	5,000	43	1%	4,957	99%
Subscriptions	-	4,011		(4,011)	
Miscellaneous Expense incl.mileage	4,000	2,305	58%	1,695	42%
Photocopier Lease	2,500	2,098	84%	402	16%
Printing & Postage	25,000	8,459	34%	16,541	66%
Supplies	3,000	964	32%	2,036	68%
Taxes & Licenses	200	70	35%	130	65%
Advertising	25,000	27,608	110%	(2,608)	-10%
TOTAL GENERAL & ADMIN. EXPENSES	497,208	414,257		82,951	
 Transfer Out		 676,387			
TOTAL EXPENSES	1,001,229	1,306,592		169,664	
 <i>Deficit Funded by Net Assets</i>	 -				
 Income Less Expense	 5,536	 (15,663)			

PCC Foundation Restricted Fund Spending Budget

Budget Sub-Schedule February 28, 2017	Proposed Budget 2016- 2017	YTD Actual 2016-2017	% Budget Used	Budget Remaining	% Budget Remaining	Proposed Budget 2017- 2018	Proposed Budget 2018- 2019	Proposed Budget 2019- 2020	Proposed Budget 2020-2021	Proposed Budget 2021-2022
REVENUE (This reflects revenue to be spent - not total revenue)										
Scholarship Funds										
Wyker	8,500	5,938	70%	2,562	30%	8,500	8,500	8,500	8,500	8,500
Westerbeck	24,500	17,099	70%	7,401	30%	24,500	24,500	24,500	24,500	24,500
SFA General	1,000	300	30%	701	70%	1,000	1,000	1,000	1,000	1,000
America Dreamkeepers SCHN-R	10,000		0%	10,000	100%	10,000	10,000	10,000	10,000	10,000
Contracted Funds from SCPR	300,000	225,000	75%	75,000	25%	300,000	300,000	300,000	300,000	300,000
Major Gifts Campaign	700,000		0%	700,000	100%	1,860,000	1,860,000	1,860,000	1,860,000	1,860,000
Total Scholarship Funds	1,044,000	248,336		795,664	76%	2,204,000	2,204,000	2,204,000	2,204,000	2,204,000
Agency Funds										
Lancers for Life	4,000	4,000	100%	-	0%	-	-	-	-	-
Grants	-									
Major Gifts Campaign	500,000		0%	500,000	100%	900,000	900,000	900,000	900,000	900,000
Total Agency Funds	504,000	4,000	1%	500,000	99%	900,000	900,000	900,000	900,000	900,000
TOTAL REVENUE	1,548,000	252,336		1,295,664	84%	3,104,000	3,104,000	3,104,000	3,104,000	3,104,000
EXPENSES										
Foundation Support										
Scholarship Event	24,000	23,582	98%	418	2%	24,000	24,000	24,000	24,000	24,000
Scholarship VIP Event	10,000	-	0%	10,000	100%	10,000	10,000	10,000	10,000	10,000
Lancers for Life	4,000	4,000	0%	10,000	100%	10,000	10,000	10,000	10,000	10,000
America Dreamkeepers Fund Raising	10,000	-	0%	10,000	100%	10,000	10,000	10,000	10,000	10,000
Campaign Director	150,000	49,354	33%	100,646	67%	150,000	141,130	141,130	141,130	141,130
Campaign Consultant	66,000	60,500	92%	5,500	8%	66,000	66,000	66,000	66,000	66,000
Major Gifts Campaign Contracts	117,850	-	0%	117,850	100%	321,399	185,699	50,000	50,000	50,000
Major Gifts Campaign Operational Expenses	100,000	71,786	72%	28,214	28%	50,000	50,000	50,000	50,000	50,000
Major Gifts Campaign Salaries	308,247	-	0%	308,247	100%	308,247	308,247	308,247	308,247	308,247
TOTAL EXPENSES	790,097	209,222	26%	580,874	74%	939,646	795,076	659,377	659,377	659,377
Income Less Expense	\$ 757,903.42	\$ 43,113.68		\$ 714,789.74		\$ 2,164,354.37	\$ 2,308,924.00	\$ 2,444,623.37	\$ 2,444,623.37	\$ 2,444,623.37

Fronted by Unrestricted
Fronted by Unrestricted
Fronted by Unrestricted
Fronted by the College

Major Gifts Campaign Budget

REVENUE (This reflects revenue to be spent - not total revenue)

	Proposed Budget 2016- 2017	YTD Actual 2016-2017	% Budget Used	Budget Remaining	% Budget Remaining			
Scholarship Funds								
Major Gifts Campaign*	700,000		0%	700,000	100%	1,860,000	1,860,000	1,860,000
Total Scholarship Funds	700,000	-	0%	700,000	100%	1,860,000	1,860,000	1,860,000
Agency Funds								
Major Gifts Campaign	500,000		0%	500,000	100%	900,000	900,000	900,000
Total Agency Funds	500,000	-	0%	500,000	100%	900,000	900,000	900,000
Operational Funds								
Contracted Funds from SCPR	300,000	225,000	75%	75,000	25%	300,000	300,000	300,000
Total Operational Funds	300,000	225,000	75%	75,000	25%	300,000	300,000	300,000
TOTAL REVENUE	1,500,000	225,000	15%	1,200,000	80%	2,760,000	2,760,000	2,760,000
EXPENSES								
Campaign Director	150,000	49,354	33%	100,646	67%	150,000	141,130	141,130
Campaign Consultant	66,000	60,500	92%	5,500	8%	66,000		Fronted by Unrestricted
Development Officer	67,850		0%	67,850	100%	271,399	135,699	Fronted by Unrestricted
Administrative Assistant	50,000		0%	50,000	100%	50,000	50,000	50,000
Major Gifts Campaign Salaries	307,524		0%	307,524	100%	307,524	307,524	307,524
Major Gifts Campaign Operational Expenses	100,000	71,786	72%	28,214	28%	50,000	30,000	150,000
TOTAL EXPENSES	741,374	181,640	25%	559,734	75%	894,923	664,354	498,654
Income Less Expense	\$ 758,625.84	\$ 43,360.19		\$ 640,265.65		\$ 1,865,076.79	\$ 2,095,646.42	\$ 2,111,345.79
						\$ 2,261,345.79	\$ 2,261,345.79	\$ 2,261,345.79

*The funds raised for scholarship during the Campaign will include funds raised at the time of the feasibility study beginning October 2014

Pasadena City College Foundation
Summary of Assets, Income & Expenses
March 31, 2017

Statement of Financial Position

Cash & Cash Equivalents	3,425,835
Investments	22,524,388
Other	10,958
Total Assets	<u>25,961,181</u>
Permanently Restricted	14,234,461
Temporarily Restricted	9,469,272
Unrestricted	2,257,448
Total Net Assets	<u>25,961,181</u>

Statement of Activities

	PR	TR	UR	Total
Revenue				
Endowment Revenue (PR)	291,846	-	-	291,846
Program Revenue (TR)	-	1,956,102	-	1,956,102
Operating Revenue (UR)	-	-	837,992	837,992
Foundation Admin Fee	-	(298,107)	298,107	-
Investment Income (Includes Fees)	-	1,276,361	154,832	1,431,192
Total Revenue	291,846	2,934,356	1,290,930	4,517,132
Expense				
Program Expense	-	591,195	-	591,195
Fund Raising Expense	-	-	18,985	18,985
Operating Expense	-	-	196,964	196,964
General & Admin Expenses	-	-	414,257	414,257
Total Expense	-	591,195	630,206	1,221,401
Net Revenue	291,846	2,343,160	660,724	3,295,731
Beginning Net Assets - June 30, 2016	14,485,683	7,802,379	2,273,110	24,561,173
Change in Net Assets - July 1, 2016 through March 31, 2017	(251,222)	1,666,892	(15,663)	1,400,008
Ending Net Assets -March 31, 2017	14,234,461	9,469,272	2,257,448	25,961,181

Pasadena City College Foundation
Statement of Financial Position
As of March 31, 2017

ASSETS

Current Assets

Checking/Savings

	-
Bank of the West - 635 (Operating)	241,580
Bank of the West - 643 (Savings)	100
Bank of the West - 627 (Art Camp)	6,010
Bank of the West - 619 (Paypal)	100,463
Bank of the West - 544 (Debit Card)	8,013
Charles Schwab - MM - 335	690,854
Charles Schwab - MM - 932	462,685
JP Morgan Chase (Osher Funds)	1,916,130
Paypal Merchant Account	-

Total Checking/Savings	<u>3,425,835</u>
------------------------	------------------

Other Current Assets

Other Receivable - Bank Error	108
Lots in Arizona	<u>10,850</u>

Total Other Current Assets	<u>10,958</u>
----------------------------	---------------

Total Current Assets	<u>3,436,793</u>
----------------------	------------------

Other Assets

Charles Schwab - Inv -335	<u>22,524,388</u>
---------------------------	-------------------

Total Other Assets	<u>22,524,388</u>
--------------------	-------------------

TOTAL ASSETS	<u>25,961,181</u>
---------------------	--------------------------

LIABILITIES & NET ASSETS

Net Assets

Permanently Restricted	14,234,461
Temporarily Restricted	9,469,272
Unrestricted	<u>2,257,448</u>

Total Net Assets	<u>25,961,181</u>
------------------	-------------------

TOTAL LIABILITIES & NET ASSETS	<u>25,961,181</u>
---	--------------------------

Pasadena City College Foundation
Statement of Activities
July 1, 2016 through March 31, 2017

	PR	TR	UR	TOTAL
Revenue				
Endowment Revenue (PR)	-	-	-	-
Scholarship Donation	45,459	-	-	45,459
PCC Transfer In - PR	171,388	-	-	171,388
Specific Use Donations	-	-	-	-
SFA Transfer In - PR	-	-	-	-
Endowment Revenue - Other	75,000	-	-	75,000
Total Endowment Revenue (PR)	291,846	-	-	291,846
Program Revenue (TR)				
Agency Donation	-	181,905	-	181,905
Art Associates	-	265	-	265
Grant Revenue	-	144,244	-	144,244
Other Revenue	-	-	-	-
Scholarship Donation	-	480,029	-	480,029
Specific Use Donations	-	-	-	-
SFA Transfer In - TR	-	-	-	-
PCC Transfer In - TR	-	473,390	-	473,390
Transfer In - UR	-	-	-	-
Unknown/Unspecified Restriction	-	-	676,268	676,268
Total Program Revenue (TR)	-	1,279,834	676,268	1,956,102
Operating Revenue (UR)				
Building the Spirit Campaign	-	-	-	-
General Fund Donations	-	-	75,427	75,427
In Kind Donations (Non Cash)	-	-	-	-
General Fund Donations - Specific Use	-	-	-	-
President's Circle Donations	-	-	82,943	82,943
Special Event Revenue	-	-	3,353	3,353
Unknown Bank Debit	-	-	-	-
PCC Transfer In - UR	-	-	-	-
Total Operating Revenue (UR)	-	-	161,723	161,723
Foundation Administration Fee Revenue				
Foundation Administration Fee	-	(298,107)	298,107	-
Total Foundation Administration Fee Revenue	-	(298,107)	298,107	-
Investment Revenue (Includes Fees)				
Dividends	-	-	-	202,438
Interest	-	-	-	133,969
Cost Basis Adjustments	-	-	-	20,011
ADR Fees	-	-	-	(430)
Investment Management Fees	-	-	-	(78,587)
Money Fund Earning	-	-	-	(20)
Realized Gain/(Loss)	-	-	-	281,025
Unrealized Gain/(Loss)	-	-	-	872,787
Accrued Interest Paid on Bonds	-	-	-	-
Smith Barney Transfer Fees	-	-	-	-
Investment Revenue Allocation	-	1,276,361	154,832	-
Total Investment Revenue (Includes Fees)	-	1,276,361	154,832	1,431,192
Total Revenue	291,846	2,258,088	1,290,930	3,840,864
Expense				
Program Expense				
Art Associates	-	1,823	-	1,823
Agency Expense	-	118,525	-	118,525
Grants Expenses	-	76,216	-	76,216
Misc Expense - Programs	-	-	-	-
Scholarships Paid	-	293,040	-	293,040
Transfer Out - PR	543,068	-	-	543,068

Pasadena City College Foundation
Statement of Activities
July 1, 2016 through March 31, 2017

	PR	TR	UR	TOTAL
Transfer Out - TR	-	101,591	-	101,591
Transfer Out - UR	-	-	676,387	676,387
Total Program Expense	543,068	591,195	676,387	1,810,650
Fund Raising Expense				
Development Dir & Feasibility Report	-	-	-	-
Donor Cultivation	-	-	9,538	9,538
Fund Raising Expense - Other	-	-	-	-
Meals & Catering	-	-	-	-
Presidents Circle	-	-	-	-
Annual Dinner	-	-	8,229	8,229
Memberships	-	-	-	-
Data Conversion and Clean-up	-	-	1,218	1,218
Postage	-	-	-	-
Printing and Advertising	-	-	-	-
Supplies - Fund Raising	-	-	-	-
Total Fund Raising Expense	-	-	18,985	18,985
Operating Expense (Non Allocable)				
Major Gifts Campaign	-	-	181,641	181,641
Artists in Residence	-	-	-	-
Awards and Recognition	-	-	432	432
CEC Transfer Day	-	-	-	-
Caps & Gowns	-	-	-	-
Conference & Seminar	-	-	(5,650)	(5,650)
Community Involvement	-	-	16,954	16,954
Discretionary Fund	-	-	797	797
Foundation Expenses	-	-	-	-
Foundation Grants	-	-	-	-
Foundation Meetings	-	-	2,790	2,790
Foundation Mini Grant	-	-	-	-
Foundation Ongoing Support	-	-	-	-
In Kind Distributions (Non Cash)	-	-	-	-
Special Events Expense	-	-	-	-
Study Abroad	-	-	-	-
Training & Education	-	-	-	-
Transfer Out - UR	-	-	-	-
Transfer Out - TR	-	-	-	-
Total Operating Expense (Non Allocable)	-	-	196,964	196,964
General & Admin Expense (Allocable)				
Advertising	-	-	27,608	27,608
Audit Fees	-	-	2,580	2,580
Accounting Fees	-	-	53,600	53,600
Consulting Fees	-	-	3,302	3,302
Legal Fees	-	-	5,501	5,501
Strategic Planning	-	-	-	-
Merchant Bank Fees	-	-	588	588
Office Expenses	-	-	19,789	19,789
Salaries	-	-	301,291	301,291
Total General & Admin Expense (Allocable)	-	-	414,257	414,257
Total Expense	543,068	591,195	1,306,593	2,440,856
Net Revenue	(251,222)	1,666,892	(15,663)	1,400,008
Beginning Net Assets - June 30, 2016	14,485,683	7,802,379	2,273,110	24,561,173
Change in Net Assets - July 1, 2016 through March 31, 2017	(251,222)	1,666,892	(15,663)	1,400,008
Ending Net Assets - March 31, 2017	14,234,461	9,469,272	2,257,448	25,961,181

Pasadena City College Foundation
Notes to the Financials
July 1, 2016 through March 31, 2017

- 1) FINANCIALS ARE NOT GAAP
Published financials are NOT GAAP and are unaudited.
- 2) JP MORGAN CHASE (OSHER FUNDS)
This account has been reconciled as of June 30, 2016.

Pasadena City College Foundation Fund Balances & Performance

	Market Value (\$)		Performance (%) - thru 3/31/2017	
	3/31/2017	2/28/2017	YTD Return	Last FY
Foundation Funds - Short-term				
Charles Schwab	462,688.72	462,685.08	0.0%	n.a.
Bank of the West - General	384,110.57	554,983.07		0.2%
Bank of the West - Special Projects	6,010.44	6,010.44		
Bank of the West - Debit	8,012.89	5,336.02		
Bank of the West - Merchant	100,462.66	97,736.97		
Bank of the West - Money Market	100.00	100.00		
	961,385.28	1,126,851.58		
Foundation Funds - Long-term				
Charles Schwab	23,215,241.64	23,127,215.99	3.7%	2.4%
Osher Scholarship Funds*	1,791,210.42	1,791,210.42		7.1%
	25,006,452.06	24,918,426.41		
Total Funds	25,967,837.34	26,045,277.99		

* Value provided by 3rd party sources

Long-term Funds^ - Manager Performance Fund Balances & Performance

	Market Value (\$)		Performance (%) - thru 3/31/2017	
	3/31/2017	2/28/2017	YTD Return	Last FY
Cash				
Long-term	343,405.56	342,434.39	0.0%	n.a.
Stocks				
Clifford Swan Investment Counsel	13,298,023.41	13,264,740.98	4.4%	3.1%
Glenmede Small Cap	370,695.95	370,071.88	3.1%	-6.7%
iShares Russell 2000	343,700.00	344,600.00	2.5%	-6.7%
Harbor International	SOLD 9/2016	SOLD 9/2016	SOLD 9/2016	SOLD 9/2016
Matthews Pacific Tiger	567,905.81	547,906.03	12.7%	-11.5%
MFS International Value Fund	963,676.72	938,607.85	7.3%	-5.0%
Oppenheimer Developing Mkts	485,642.88	466,901.16	11.0%	-10.1%
	16,029,644.77	15,932,827.90	4.9%	0.7%
Fixed Income				
Clifford Swan Investment Counsel	6,169,790.26	6,174,151.28	1.0%	7.5%
Doubleline Total Return	470,719.24	469,615.98	1.1%	4.5%
Templeton Global	SOLD 12/2016	SOLD 12/2016	SOLD 12/2016	SOLD 12/2016
	6,640,509.50	6,643,767.26	1.0%	6.3%
Alternatives				
Deutsche Enhanced Commodity Strategy	201,681.82	208,186.44	-3.1%	0.84% #
	201,681.82	208,186.44	-3.1%	0.84% #
Total Funds	23,215,241.64	23,127,215.99		

^ excluding Osher Scholarship Funds

* Performance figures are time weighted rate of return (annualized for periods greater than 1 year). These figures are gross of fees with the exception of mutual funds which are net of fees.

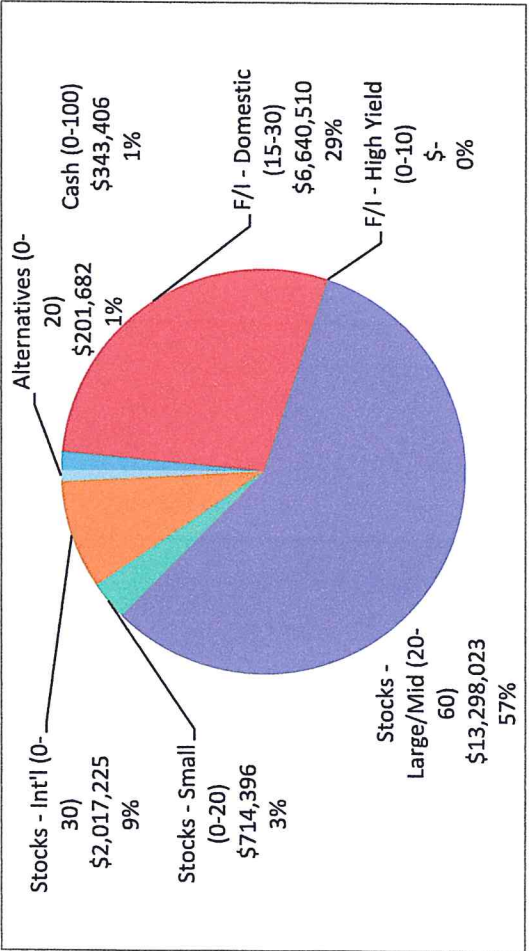
performance since 9/27/2016

Pasadena City College Foundation
Asset Allocation

Foundation Asset Balance: \$25,967,837.34

Long-term Funds - Schwab*


Fund Balance: \$23,215,241.64



* excluded Osher Scholarships

Short-term Funds

Fund Balance: \$961,385.28



Fund	Original Gifts	Dec 31, 2016 Total at Market	Transfer In	Transfer Out	Contributions Received	Distributions Paid	Sub Total	Investment Increase (Decrease)	Fee Increase (Decrease)	Mar 31, 2017 Total at Market	Allocation %
1.AGC-P											
African American Hert-End-AGC-P	60,000	71,315	-	-	-	-	71,315	2,597	-	73,912	0.34%
Asian Pacific Heritage-AGC-P	60,000	85,129	-	-	-	-	85,129	3,100	-	88,229	0.40%
Hixon Teacher Prep-AGC-P	1,050,000	993,957	-	-	-	-	990,807	36,078	-	1,026,885	4.66%
Latino's Scholars' Fund-AGC-P	301,132	385,284	-	-	-	3,151	385,284	14,029	-	399,314	1.81%
Latino Chicano Herit-Liq-AGC-P	60,000	99,933	-	-	-	700	99,233	3,613	-	102,847	0.47%
Lula Claire Parmley Fund-AGCN-P	100,000	119,505	-	-	-	-	119,505	4,352	-	123,856	0.56%
Nursing Kaiser Grant-AGC-P	25,000	32,006	-	-	-	-	32,006	1,165	-	33,171	0.15%
Pamela Girard Art-AGCN-P	100,000	97,316	-	-	-	-	97,316	3,544	-	100,860	0.46%
Risser Award-AGC-P	20,500	30,971	-	-	-	-	30,971	1,128	-	32,098	0.15%
Schild Fund - AGC-P	29,795	32,625	-	-	-	-	32,625	1,188	-	33,813	0.15%
Stan Gray Athletic Zone-AGC-P	25,000	78,891	-	-	-	1,450	77,441	2,820	-	80,261	0.36%
Wall of Fame/COC-AGC-P	126,577	173,949	-	-	-	-	173,949	6,334	-	180,283	0.82%
William Lindquist-Liq-AGC-P	200,000	259,059	-	-	-	3,350	255,709	9,311	-	265,021	1.20%
Total 1.AGC-P	2,158,004	2,459,941	-	-	-	8,651	2,451,290	89,259	-	2,540,549	
2.AGC-R											
A. Communication General-AGC-R		1,323	-	-	-	-	1,323	-	-	1,323	0.00%
Abram Fund-AGCN-R		1,741	-	-	300	-	2,041	-	-	2,041	0.00%
Academic Senate General-AGC-R											0.00%
Disaster Relief-AGC-R		387	-	-	-	-	387	-	-	387	0.00%
Students in Need - SCH-R			2,273	-	-	1,600	673	-	-	673	0.00%
Academic Senate General-AGC-R - Other		328	-	298	-	-	30	-	-	30	0.00%
Total Academic Senate General-AGC-R											0.00%
African American Hert-Prg-AGC-R		18,475	-	-	-	-	18,475	336	-	18,811	0.04%
Alpha Gamma Sorority-AGC-R		266	-	-	-	-	266	-	-	266	0.00%
Alumni Association-AGC-R		17,628	-	-	-	-	17,628	321	-	17,948	0.04%
Armenian Fund-AGCN-R		5,276	-	-	-	-	5,276	-	-	5,276	0.00%
Art Associate-Art Gallery-AGC-R		2,726	-	-	500	3,050	176	-	-	176	0.00%
Ashland Prog.-AGC-R		(60)	-	-	-	-	(60)	-	-	(60)	0.00%
Asian Pacific American-AGC-R		9,637	-	-	38	-	9,674	-	-	9,674	0.00%
Astronomy Prog.-AGC-R		17,162	-	-	150	46	17,267	314	-	17,581	0.04%
Athletic Division - AGC-R			-	-	-	-	-	-	-	-	0.00%
Baseball Program-AGC-R		538	-	-	-	-	538	10	-	548	0.00%
Fencing-SCH-R		235	-	-	-	-	235	4	-	239	0.00%
Football Program-AGC-R		48	-	-	-	-	48	1	-	49	0.00%
Jackie Robinson-SFA-P		5,764	-	-	-	-	5,764	105	-	5,869	0.01%
Lady Lancers-AGC-R		1,223	-	-	-	-	1,223	22	-	1,245	0.00%
PE Fitness Fair-AGCN-R		101	-	-	-	-	101	2	-	102	0.00%
PE Major Gen Scholarship-SCHN		1,402	-	-	-	-	1,402	26	-	1,428	0.00%
Soccer Program-AGC-R		703	-	-	-	-	703	13	-	716	0.00%
Swim Team-AGC-R		90	-	-	-	-	90	2	-	92	0.00%
Track Team-AGC-R		129	-	-	-	-	129	2	-	131	0.00%
Athletic Division - AGC-R - Other		8,349	-	-	-	-	8,349	152	-	8,501	0.02%
Total Athletic Division - AGC-R											0.00%
Auto. Associates-AGC-R		938	-	-	-	-	938	-	-	938	0.00%
Board of Trust Fac Awd-AGC-R		1,677	-	-	-	-	1,677	-	-	1,677	0.00%
Bonnie Ledyard Jewelry-AGCN-R		9,842	-	-	-	433	9,409	-	-	9,409	0.00%
Business Division - AGC-R			-	-	-	-	-	-	-	-	0.00%
Prepared by J. Pejoumand											

PCC FOUNDATION

RESTRICTED AND UNRESTRICTED GIFTS

For The Quarter Ended:

March 31, 2017

774,880 03-31-2017 PCC Pooled Net Investment Income

774,880 Net Investment Income

Fund	Original Gifts	Dec 31, 2016 Total at Market	Transfer In	Transfer Out	Contributions Received	Distributions Paid	Sub Total	Investment Increase (Decrease)	Fee Increase (Decrease)	Mar 31, 2017 Total at Market	Allocation %
Accounting Alumni-AGC-R	-	20,021	-	-	160	-	160	3	-	163	0.06%
Computer Info Systems-AGC-R	-	6,661	-	-	7,075	-	27,096	493	-	27,589	0.02%
Business Division - AGC-R - Other	-	-	-	-	1,200	-	7,861	143	-	8,005	0.00%
Total Business Division - AGC-R	-	-	-	-	-	-	-	-	-	-	0.04%
Ceramics Prog-AGC-R	-	12,684	-	-	4,000	-	16,684	304	-	16,988	0.00%
Child Development Center-AGC-R	-	8,544	-	-	83	5,321	3,305	-	-	3,305	0.00%
Chinese Language Prog-AGC-R	-	3,182	-	-	-	-	3,182	-	-	3,182	0.11%
Christine Bilicki Ach Aw-AGNC-R	-	48,222	-	-	-	-	48,222	878	-	49,100	0.07%
Cinema Prog-AGC-R	-	29,050	-	-	-	-	29,050	529	-	29,578	0.00%
Dental Assisting-AGC-R	-	3,048	-	-	-	-	3,048	-	-	3,048	0.00%
Dental Associates-AGC-R	-	455	-	-	-	-	455	-	-	455	0.00%
Dental Equipment-AGC-R	-	2,708	-	-	-	-	2,708	-	-	2,708	0.00%
Dental Hygiene Assoc-AGC-R	-	3,830	-	-	-	51	3,779	-	-	3,779	0.00%
Dental Lab Tech-AGC-R	-	98	-	-	-	-	98	-	-	98	0.00%
Dental Prog-AGC-R	-	1,022	-	-	-	-	1,022	-	-	1,022	0.00%
Digital Arts-AGC-R	-	478	-	-	2,000	-	2,478	-	-	2,478	0.00%
DSPS Holiday-AGC-R	-	393	-	-	-	-	393	-	-	393	0.00%
Engineering & Technology-AGC-R	-	1,460	-	-	30	-	1,490	-	-	1,490	0.12%
English Division-AGC-R	-	51,243	-	-	3,158	3,306	51,096	930	-	52,026	0.03%
Eric Hood Memorial-AGC-R	-	12,190	-	-	-	-	12,190	222	-	12,412	0.17%
Exp. of Teach Math & Phy-AGC-R	-	72,128	-	-	-	-	72,128	1,313	-	73,441	0.09%
Facilities-AGC-R	-	38,317	-	-	-	-	38,317	698	-	39,014	0.00%
Fine & Commercial Arts-AGC-R	-	923	-	-	-	-	923	-	-	923	0.00%
Foothill Campus AGC-R	-	876	-	-	-	-	876	-	-	876	0.37%
Foundation Operating Fund-R-R	-	82,145	-	-	75,000	-	157,145	2,861	-	160,007	0.00%
Friends of Foster Care-AGCN-R	-	11,111	-	-	6	1,269	9,848	-	-	9,848	0.00%
Friends of Library-AGC-R	-	1,369	-	-	-	-	1,369	-	-	1,369	0.06%
Friends of Parent Edu-AGC-R	-	25,803	-	-	828	716	25,915	472	-	26,387	0.00%
Graduation Fund-AGCN-R	-	2,596	-	-	-	-	2,596	-	-	2,596	0.20%
Harold & Lola Benson Fund	-	71,948	-	-	14,032	-	85,980	1,565	-	87,545	0.00%
Health Science-AGC-R	-	139	-	-	-	-	139	-	-	139	0.00%
Italian Studies-AGCN-R	-	822	-	-	-	-	822	-	-	822	0.00%
Jeanne Ward Goldmann-AGC-R	-	330	-	-	-	-	330	-	-	330	0.06%
Katie Peter's Memorial-AGC-R	-	24,657	-	-	-	-	24,657	449	-	25,106	0.00%
Kinesiology, Health & Athl-AGC-R	-	2,096	-	-	249	-	2,345	-	-	2,345	0.00%
Lancer Radio-AGCN-R	-	2,452	-	-	-	-	2,452	-	-	2,452	0.00%
Lancers for Life-AGC-R	-	1,716	-	-	15	654	1,077	-	-	1,077	0.00%
Languages General - AGC-R	-	-	-	-	30	-	30	-	-	30	0.00%
Latino Community Leaders-AGC-R	-	4,589	-	-	-	-	4,589	-	-	4,589	0.00%
Learning Communities-AGC-R	-	1,761	-	-	-	-	1,761	-	-	1,761	0.02%
Library General-AGC-R	-	7,207	-	-	90	-	7,297	-	-	7,297	0.00%
Mathematics General-AGC-R	-	2,779	-	-	7,626	-	10,405	189	-	10,594	0.00%
Media Center-AGC-R	-	1,109	-	-	-	-	1,109	-	-	1,109	0.00%
Million Meals Marathon-AGC-R	-	1,869	-	-	-	30	1,839	-	-	1,839	0.00%
Nasa-PSA-AGC-R	-	572	-	-	-	-	572	-	-	572	0.00%
Natural Sciences-AGCN-R	-	-	-	-	-	-	-	-	-	-	0.00%
Landscaping the Future-AGCN-R	-	1,739	-	-	-	-	1,739	-	-	1,739	0.00%
Pete Project-AGRN-R	-	3,179	-	-	-	-	3,179	-	-	3,179	0.00%

Fund	Original Gifts	Dec 31, 2016		Contributions Distributions				Sub Total	Investment Increase (Decrease)	Fee Increase (Decrease)	Mar 31, 2017	
		Total at Market	Transfer In	Transfer Out	Received	Paid	Total at Market				Allocation %	
Natural Sciences-AGCN-R - Other	-	2,237	-	-	1,094	404	2,927	-	-	-	2,927	0.00%
Total Natural Sciences-AGCN-R	-	-	-	-	-	-	-	-	-	-	-	0.00%
Non-Credit Division - AGC-R	-	19,074	-	-	-	64	19,010	346	-	-	19,356	0.04%
Nursing General-AGC-R	-	6,542	-	-	-	-	6,542	-	-	-	6,542	0.00%
Pass Food Voucher Prog-AGC-R	-	1,204	-	-	-	-	1,204	-	-	-	1,204	0.00%
PCC Small Business Dev AGC-R	-	2,242	-	-	324	-	2,566	-	-	-	2,566	0.00%
PCC/Huntington Memorial-AGC-R	-	11,617	-	-	3,189	-	14,806	270	-	-	15,075	0.03%
Performing & Comm - AGC-R	-	-	-	-	-	-	-	-	-	-	-	0.00%
Dance Department-AGC-R	-	119	-	-	-	-	119	2	-	-	121	0.00%
Educational Acc. Grant-GNT-R	-	11,889	-	-	-	-	11,889	213	-	-	12,101	0.03%
Music Department-AGC-R	-	3,017	-	-	-	-	3,017	54	-	-	3,071	0.01%
Opera Prog-AGC-R	-	(191)	-	-	6,880	-	6,689	120	-	-	6,808	0.02%
Piano Program-AGC-R	-	29,019	-	-	1,237	94	30,163	539	-	-	30,702	0.07%
Theater Arts-AGC-R	-	1,941	-	-	-	-	1,941	35	-	-	1,976	0.00%
TVR - AGC-R	-	1,483	-	-	-	-	1,483	27	-	-	1,510	0.00%
Performing & Comm - AGC-R - (-	(1,001)	-	-	15	-	(986)	-	-	-	(986)	0.00%
Total Performing & Comm - AGC-R	-	-	-	-	-	-	-	-	-	-	-	0.00%
Physical Sciences Gen-AGC-R	-	1,166	-	-	-	-	1,166	-	-	-	1,166	0.00%
Piano Fund - AGC-R	-	426,576	-	-	-	-	426,576	7,766	-	-	434,342	1.00%
Pres Afric Amer Adv Comm-AGC-R	-	25	-	-	-	-	25	-	-	-	25	0.00%
Printing Program-AGC-R	-	2,101	-	-	-	-	2,101	-	-	-	2,101	0.00%
Quake Safe-AGC-R	-	254	-	-	-	-	254	-	-	-	254	0.00%
Radiology Technology-AGC-R	-	9,585	-	-	5,000	-	14,585	-	-	-	14,585	0.00%
Rosabelle Fetty Fund-AGC-R	-	49,418	-	-	-	-	49,418	266	-	-	49,683	0.03%
Ross Reed Organ-AGC-R	-	6,633	-	-	-	-	6,633	900	-	-	7,533	0.12%
Screen Printing-AGC-R	-	2,900	-	-	-	-	2,900	-	-	-	2,900	0.00%
Social Sci. General Fund-AGC-R	-	9,600	-	-	-	-	9,600	-	-	-	9,600	0.00%
SouthBay Workforce-AGC-R	-	405	-	-	-	503	(97)	-	-	-	(97)	0.00%
Spanish Theatre Group-AGC-R	-	771	-	-	-	-	771	-	-	-	771	0.00%
Special Projects -AGC-R	-	12,674	-	-	-	45	12,629	-	-	-	12,629	0.00%
Steinbeck Country-AGCN-R	-	824	-	-	-	-	824	-	-	-	824	0.00%
Student Health Center-AGC-R	-	2,460	-	-	-	-	2,460	-	-	-	2,460	0.00%
Student Sculpture Prog-AGC-R	-	1,518	-	-	-	-	1,518	-	-	-	1,518	0.00%
Student Services-AGC-R	-	-	-	-	-	-	-	-	-	-	-	0.00%
Food Pantry-AGC-R	-	197	-	-	206	-	403	-	-	-	403	0.00%
Student Services-AGC-R - Other	-	129	-	-	-	-	129	-	-	-	129	0.00%
Total Student Services-AGC-R	-	-	-	-	-	-	-	-	-	-	-	0.00%
Study Abroad-AGC-R	-	17,137	-	-	-	-	17,137	312	-	-	17,449	0.04%
Tabe-AGC-R	-	5,110	-	-	120	500	4,730	-	-	-	4,730	0.00%
Visual Arts General Fund-AGC-R	-	12,133	-	-	25,760	5,000	32,893	599	-	-	33,491	0.08%
Welding Program-AGC-R	-	2,162	-	-	-	-	2,162	-	-	-	2,162	0.00%
Writers in Residence-AGCN-R	-	9,971	-	-	300	(2,370)	12,641	230	-	-	12,871	0.03%
Total 2.AGC-R	-	1,338,384	2,273	298	160,693	20,715	1,480,337	24,036	-	-	1,504,374	
3.SCH-P												
A. Geuvjehizian-SCH-P	25,000	-	-	-	-	750	46,849	1,706	-	-	48,554	0.22%
Academic Senate-SCH-P	130,000	47,599	-	-	-	-	254,676	9,274	-	-	263,950	1.20%
Allen & Louise Almond-SCHN-P	25,000	256,138	-	1,975	513	-	23,419	853	-	-	24,272	0.11%
A. Pejeumand	20,000	18,301	-	-	-	-	18,301	666	-	-	18,967	0.09%
Fund Report - 12-31-16 - PRINT												

PCC FOUNDATION

RESTRICTED AND UNRESTRICTED GIFTS

For The Quarter Ended:

March 31, 2017

774,880 03-31-2017 PCC Pooled Net Investment Income

774,880 Net Investment Income

Fund	Original Gifts	Dec 31, 2016 Total at Market	Transfer In	Transfer Out	Contributions Distributions		Sub Total	Investment Increase (Decrease)	Fee Increase (Decrease)	Mar 31, 2017 Total at Market	Allocation %
					Received	Paid					
ASB Ethnic Studies-SCH-P	5,000	10,088	-	-	45	-	10,133	369	-	10,502	0.05%
Bill Calfas Sch Fund-SCHN-P	30,000	44,998	-	-	-	-	44,998	1,639	-	46,636	0.21%
Chemistry Fund-SCH-P	11,140	22,433	-	-	1,200	-	23,633	861	-	24,494	0.11%
Christine Bilicki Mem-SCHN-P	50,000	61,768	-	-	-	-	61,768	2,249	-	64,018	0.29%
Dorothy Gantvoort Sch Fd-SCHN-P	132,266	161,241	-	-	-	-	161,241	5,871	-	167,112	0.76%
Edwin Van Amringe-Geo-SCH-P	62,250	81,795	-	-	-	-	81,795	2,978	-	84,773	0.38%
Eric Seger Memorial-SCH-P	5,000	5,060	-	-	-	-	5,060	184	-	5,245	0.02%
Foundation Endowment Fund-OTH-P	1,509,663	1,861,137	-	-	-	-	1,861,137	67,770	-	1,928,907	8.75%
Freshmen Scholarship - SCH-P		23,368	-	-	-	-	23,368	851	-	24,219	0.11%
Helen Drake Smetz-SCH-P	60,000	76,333	-	-	-	-	76,333	2,780	-	79,113	0.36%
Henry Hwang-SCH-P	10,000	8,963	-	-	-	-	8,963	326	-	9,289	0.04%
Herbert Eleanor Blackhall-SCHN-P		-	-	-	-	-	-	-	-	-	0.00%
Herbert Eleanor Blackhall-SCHN-P	516,778	607,492	-	-	-	-	607,492	231	-	607,723	0.03%
James Dupriest Memorial-SCH-P	5,000	6,333	-	-	-	-	6,333	22,121	-	28,454	2.85%
Hirai Scholarship-SCH-P		-	-	-	-	-	-	-	-	-	0.00%
Huang Future Teachers-SCH-P	35,000	27,452	-	-	-	-	27,452	1,000	-	28,452	0.13%
Italian American-SCH-P	27,462	30,663	-	-	-	-	30,663	1,117	-	31,780	0.14%
Jack & Frances Courtney Fund -	52,641	41,323	-	-	-	-	41,323	1,505	-	42,828	0.19%
James Galbraith Journal-SCH-P	75,800	53,347	-	-	-	-	53,347	1,943	-	55,290	0.25%
James Galbraith Speech-SCH-P	75,300	164,646	-	-	4,000	-	168,646	6,141	-	174,786	0.79%
Janie Long & Marion Murphy-SCHP	5,701	159,779	-	-	4,000	-	163,779	5,964	-	169,743	0.77%
Jeanette Getty Jones-SCH-P	10,000	5,748	-	-	-	-	5,748	209	-	5,957	0.03%
Jim Hulan Awards-SCH-P	8,640	12,180	-	-	-	-	12,180	443	-	12,623	0.06%
Jimmy McLain Scholarship SCH-P	25,000	11,073	-	-	-	-	11,073	403	-	11,476	0.05%
John Crowe-SCH-P	4,500	29,511	-	-	-	-	29,511	1,075	-	30,586	0.14%
Jollie Scholarship-SCHN-P	25,000	5,126	-	-	-	-	5,126	187	-	5,313	0.02%
Kessler Scholarship-SCHN-P	32,962	26,874	-	-	-	-	26,874	979	-	27,852	0.13%
Kovacs Art-SCH-P	9,388	37,720	-	-	-	-	37,720	1,373	-	39,093	0.18%
LAC Tutor Scholarship-SCH-P	15,000	9,587	-	-	-	-	9,587	349	-	9,936	0.05%
Malcolm Lumby-SCH-P	77,606	24,078	-	-	-	-	24,078	877	-	24,954	0.11%
Maria Fernandez Memorial-SCH-P	31,482	176,244	-	-	-	-	176,244	6,418	-	182,661	0.83%
Marjorie L. Spigle-SCH-P	39,640	33,859	-	-	-	-	33,859	1,233	-	35,092	0.16%
Marti Bekey Sch Fund-SCHN-P	50,000	46,258	-	-	-	-	46,258	1,684	-	47,943	0.22%
Miller Fund-MIL-P	708,363	56,488	-	-	-	-	56,488	2,057	-	58,545	0.27%
Monira Qutubuddin-SCHN-P	10,000	618,997	-	-	-	8,000	610,997	22,248	-	633,245	2.87%
Navarro & Padilla-SCH-P	15,000	16,647	-	-	-	-	16,647	606	-	17,253	0.08%
Paul Kilian-SCH-P	25,490	32,619	-	-	-	-	32,619	1,188	-	33,807	0.15%
PCC Retirees Scholarship -SCH-P	41,124	29,075	-	-	-	-	29,075	1,059	-	30,134	0.14%
QSO Club-SCH-P	5,000	61,630	-	-	-	-	61,630	2,244	-	63,874	0.29%
Raymond P. Davis-SCH-P	10,000	7,348	-	-	-	-	7,348	268	-	7,616	0.03%
Renee Copeland Memorial-SCH-P	5,000	11,755	-	-	-	-	11,755	428	-	12,183	0.06%
Robert Haugh-SCH-P	25,000	5,859	-	-	-	-	5,859	213	-	6,073	0.03%
Robert Westerbeck-SCHN-P	4,097,445	47,142	-	-	-	3,185	47,142	1,717	-	48,858	0.22%
Roberta Cole Nursing-SCH-P	10,000	4,852,275	-	-	-	-	4,852,275	176,686	-	5,028,961	22.80%
Roy Coats Lions Club-SCH-P	15,000	9,413	-	-	-	-	9,413	343	-	9,756	0.04%
Schow Foundation Art-SCHN-P	50,000	24,127	-	-	-	-	24,127	879	-	25,006	0.11%
Shav Gillick-SCHN-P	25,000	69,179	-	-	-	-	69,179	2,519	-	71,698	0.33%
Prepared by P. Fejoumand		27,476	-	-	-	-	27,476	1,000	-	28,476	0.13%

Fund Report - 12-31-16 - PRINT

Page 4 of 10

Fund	Original Gifts	Dec 31, 2016		Transfer In	Transfer Out	Contributions Distributions		Sub Total	Investment Increase (Decrease)	Fee Increase (Decrease)	Mar 31, 2017	
		Total at Market	Total at Market			Received	Paid				Total at Market	Allocation %
Sidney Orloff-SCH-P	5,000	6,450	-	-	-	-	-	6,450	235	-	6,685	0.03%
Speech Scholarship-SCH-P	22,621	23,334	-	-	-	-	200	23,134	842	-	23,977	0.11%
St. Lukes Nursing-SCH-P	10,000	9,420	-	-	-	-	-	9,420	343	-	9,763	0.04%
Success in Nursing-SCH-P	60,000	65,765	-	-	-	-	-	65,765	2,395	-	68,160	0.31%
Sumie Nakano Scho Fund-SCH-P	5,000	11,187	-	-	-	-	-	11,187	407	-	11,595	0.05%
Thomas Mallory-SCH-P	10,000	17,225	-	-	-	-	-	17,225	627	-	17,852	0.08%
Tom Shatford Art-SCHN-P	28,005	36,250	-	-	-	500	-	36,750	1,338	-	38,088	0.17%
US History Scholarship-SCH-P	10,000	11,818	-	-	-	-	-	11,818	430	-	12,249	0.06%
Vergil & Opal Jones Fund-SCG-P	9,892	9,449	-	-	-	60	-	9,509	346	-	9,855	0.04%
Vince Hughes Memorial-SCH-P	25,000	33,620	-	-	-	-	-	33,620	1,224	-	34,844	0.16%
Walter Shatford Mem-SCHN-P	28,425	51,753	-	-	-	500	-	52,253	1,903	-	54,156	0.25%
Wayne Loell-SCH-P	20,000	34,365	-	-	-	-	-	34,365	1,251	-	35,616	0.16%
Whitney Blake-Manings-SCH-P	30,026	28,143	-	-	-	-	-	28,143	1,025	-	29,168	0.13%
Whitney Rydbeck Award-SCH-P	10,000	11,117	-	-	-	-	-	11,117	405	-	11,522	0.05%
Wilbur Jacobs-SCH-P	10,000	11,573	-	-	-	-	-	11,573	421	-	11,995	0.05%
William Bair Memorial-SCH-P	7,000	15,249	-	-	-	-	-	15,249	555	-	15,804	0.07%
Zillgitt Fashion-Inv-SCH-P	13,075	54,231	-	-	-	-	-	54,231	1,975	-	56,205	0.25%
Zillgitt Nursing-SCH-P	29,308	59,152	-	-	-	-	-	59,152	2,154	-	61,306	0.28%
Total 3. SCH-P	8,573,995	10,575,249	-	1,975	-	10,818	12,135	10,571,957	384,957	-	10,956,914	-
4. SCH-R	-	-	-	-	-	-	-	-	-	-	-	-
AI Lorenz Scholarship-SCH-R	-	(0)	-	-	-	-	-	(0)	-	-	(0)	0.00%
Alice Corey Fund-SCH-R	-	66	-	-	-	-	-	66	-	-	66	0.00%
America-Dream Keepers-SCHN-R	-	28,779	-	-	-	-	4,758	24,020	437	-	24,458	0.06%
Anthony Georgilas-SCH-R	-	602	-	-	-	-	-	602	-	-	602	0.00%
Anthropology-SCH-R	-	3,374	-	-	-	60	-	3,434	-	-	3,434	0.00%
Art History-SCH-R	-	3,990	-	-	-	2,000	-	5,990	-	-	5,990	0.00%
Asian American Pac Indr-SCHN-R	-	5,271	-	-	-	-	-	5,271	-	-	5,271	0.00%
Ben Rude Linguistic-SCHN-R	-	20,325	-	-	-	30	-	20,355	371	-	20,726	0.05%
Boone Achievement Award-SCH-R	-	-	-	-	-	-	3,275	(3,275)	-	-	(3,275)	0.00%
Bright Futures-SCHN-R	-	7,867	123	-	-	-	209	7,781	-	-	7,781	0.00%
Bruce Carter-SCH-R	-	23,990	-	-	-	-	-	23,990	437	-	24,427	0.06%
Charles Coleman Griffith-SCH-R	-	1,841	-	-	-	-	-	1,841	-	-	1,841	0.00%
Chuck Harrington Scholar-SCH-R	-	621	-	-	-	-	-	621	-	-	621	0.00%
Clarine Dunigan Memorial-SCH-R	-	1,549	-	-	-	-	-	1,549	-	-	1,549	0.00%
Classified Senate-SCH-R	-	4,780	-	-	-	135	-	4,915	-	-	4,915	0.00%
Claudette Renner-SCH-R	-	1,962	-	-	-	-	-	1,962	-	-	1,962	0.00%
Cliff Lance Const. Sch-SCH-R	-	93	-	-	-	-	-	93	-	-	93	0.00%
Culinary Arts Program-SCH-R	-	2,286	-	-	-	-	-	2,286	-	-	2,286	0.00%
Don Richardson Memorial-SCH-R	-	103	-	-	-	-	-	103	-	-	103	0.00%
Donald R. Hight Sch-SCH-R	-	9,569	-	-	-	-	-	9,569	-	-	9,569	0.00%
Electrical Technology-SCH-R	-	37	-	-	-	-	-	37	-	-	37	0.00%
Eng Div Retired Fac Sch-SCH-R	-	3,383	-	-	-	-	-	3,383	-	-	3,383	0.00%
English Div Scholarship-SCH-R	-	23,090	-	-	-	752	300	23,542	-	-	23,542	0.00%
Excellence in Ceramics-SCH-R	-	2,383	-	-	-	-	-	2,383	-	-	2,383	0.00%
Gertmenian Food Industry SCH-R	-	1,970	-	-	-	-	1,000	970	-	-	970	0.00%
Gomar E. Cool-SCHN-R	-	6,375	-	-	-	-	-	6,375	-	-	6,375	0.00%
Heartfield Scholarship - SCH-R	-	10,000	-	-	-	-	5,000	5,000	-	-	5,000	0.00%
Herb & Elayne Scholarship-SCH-R	-	1,501	-	-	-	-	-	1,501	-	-	1,501	0.00%
Prepared by J. Pejouman	-	-	-	-	-	-	-	-	-	-	-	-
Fund Report - 12-31-16 - PRINT												Page 5 of 10

PCC FOUNDATION

RESTRICTED AND UNRESTRICTED GIFTS

For The Quarter Ended:

March 31, 2017

774,880 03-31-2017 PCC Pooled Net Investment Income

774,880 Net Investment Income

Fund	Original Gifts	Dec 31, 2016		Transfer In	Transfer Out	Contributions		Sub Total	Investment Increase (Decrease)	Fee Increase (Decrease)	Mar 31, 2017	
		Total at Market				Received	Distributions Paid				Total at Market	Allocation %
Jim Stevens' Scholars' Fund	-	666	-	-	-	-	-	666	-	-	666	0.00%
Juanita Bustos Scholar-SCH-R	-	(27)	-	-	-	-	-	(27)	-	-	(27)	0.00%
Judith Greenlee-SCHN-R	-	7,834	-	-	-	100	-	7,934	-	-	7,934	0.00%
Keith Miller Scholarships-SCH-R	-	3,695	-	-	-	-	-	3,695	-	-	3,695	0.00%
Languages Scholarships-SCHN-R	-	3,852	-	-	-	120	-	3,972	-	-	3,972	0.00%
Latino Advisory Comm Sch-SCH-R	-	10,925	-	-	-	4,650	60	15,515	282	-	15,797	0.04%
Lawrence R Baker-SCHN-R	-	5,252	-	-	-	-	-	5,252	-	-	5,252	0.00%
Lee Moyene Mark-Inv-SCH-R	-	14,385	-	-	-	-	-	14,385	262	-	14,647	0.03%
Leo Atencio Memorial Sch-SCH-R	-	45	-	-	-	-	-	45	-	-	45	0.00%
Liu/Cheney Scholarship-SCH-R	-	43	-	-	-	-	-	43	-	-	43	0.00%
Lois & William Ramey-SCHN-R	-	4,036	-	-	-	-	-	4,036	-	-	4,036	0.00%
Lorenza Quintero Carrera-SCHN-R	-	3,175	-	-	-	300	-	3,475	-	-	3,475	0.00%
Mark Lacter Scholarship-SCH_R	-	1,000	-	-	-	-	-	1,000	-	-	1,000	0.00%
NAQP Graphics Arts-SCH-R	-	509	-	-	-	-	-	509	-	-	509	0.00%
Nursing General Sch-SCHN-R	-	67,338	-	-	-	25	-	67,363	1,226	-	68,590	0.16%
Orgullo Scholarship-SCHN-R	-	686	-	-	-	-	-	686	-	-	686	0.00%
PCC Pride Coalition-SCH-R	-	2,241	-	-	-	-	-	2,241	-	-	2,241	0.00%
Physical Sciences Sch-SCH-R	-	1,530	-	-	-	-	-	1,530	-	-	1,530	0.00%
Physics 1A & IB-SCH-R	-	4,446	-	-	-	-	-	4,446	-	-	4,446	0.00%
Print Industry-SCH-R	-	301	-	-	-	-	-	301	-	-	301	0.00%
Puente Project-SCH-R	-	6,134	-	-	-	4,000	1,500	8,634	-	-	8,634	0.00%
Religious Studies-SCH-R	-	4,467	-	-	-	-	-	4,467	-	-	4,467	0.00%
Retirees Association-SCH-R	-	19,645	-	-	-	5,640	-	25,285	460	-	25,745	0.06%
Scholarship General-SCH-R	-	37,394	-	-	-	31,305	1,042	67,657	1,232	-	68,889	0.16%
Skandia Lodge SCHN-R	-	123	-	-	123	-	-	-	-	-	-	0.00%
Social Sciences Sch-SCH-R	-	100	-	-	-	-	-	100	-	-	100	0.00%
Stan Hobert Memorial-SCH-R	-	433	-	-	-	-	-	433	-	-	433	0.00%
Stroud Family Child Dev-SCH-R	-	2,001	-	-	-	-	-	2,001	2,998	-	4,998	0.39%
Student Success Scholar-SCH-R	-	167,266	974	-	3,731	146	-	164,655	-	-	164,655	0.00%
Suzanne Bravendar Paint SCH-R	-	993	-	-	-	-	-	993	906	-	1,899	0.12%
Talty Family Nursing-SCHN-R	-	49,774	-	-	-	-	-	49,774	-	-	49,774	0.00%
The Rourke Family Found-SCHN-R	-	9,000	-	-	-	-	-	9,000	-	-	9,000	0.00%
Third Party Scholarships-SCH-R	-	188,758	-	-	-	52,732	160,886	80,604	-	-	80,604	0.00%
Tiana Sanders #24 Sch-SCH-R	-	-	-	-	-	1,000	-	1,000	-	-	1,000	0.00%
Treasure Little Children SCHN-R	-	6,883	-	-	-	-	686	6,197	-	-	6,197	0.00%
United Charity Foundation-SCH-R	-	20,264	-	-	-	-	5,000	15,264	-	-	15,264	0.00%
William B. Major Mem-SCH-R	-	1,054	-	-	-	-	-	1,054	198	-	1,252	0.03%
Y PangLiuV Spaulding Mem-SCH-R	-	10,268	-	-	-	600	-	10,868	-	-	10,868	0.00%
Total 4.SCH-R	-	822,299	1,097	3,854	103,596	183,717	-	739,421	8,810	-	748,231	-
5.SFA	-	-	-	-	-	-	-	-	-	-	-	-
Ashley Fund-SFA-P	2,000	25,336	-	-	-	-	-	25,336	923	-	26,259	0.12%
Audre Stong-SFA-P	3,802	6,812	-	-	-	-	-	6,812	248	-	7,060	0.03%
Bissiri Fd-SFA-P	21,000	159,360	-	-	-	-	-	159,360	5,803	-	165,163	0.75%
Broadcast-SFA-P	10,069	39,577	-	-	-	-	-	39,577	1,441	-	41,018	0.19%
Bugelli Schol-SFA-P	823	7,071	-	-	-	-	-	7,071	257	-	7,329	0.03%
Burch Schol Fd-SFA-P	20,000	69,765	-	-	-	-	-	69,765	2,540	-	72,305	0.33%
C. Hartsough-SFA-P	1,500	8,403	-	-	-	-	-	8,403	306	-	8,709	0.04%
C. Robbins-SFA-P	150,000	213,412	-	-	-	-	-	213,412	7,771	-	221,183	1.00%
Prepared by J. Pejoumand	-	-	-	-	-	-	-	-	-	-	-	-
Fund Report - 12-31-16 - PRINT	-	-	-	-	-	-	-	-	-	-	-	-

Fund	Original Gifts	Dec 31, 2016 Total at Market	Transfer In	Transfer Out	Contributions Distributions		Sub Total	Investment Increase (Decrease)	Fee Increase (Decrease)	Mar 31, 2017 Total at Market	Allocation %
					Received	Paid					
Cannon-SFA-P	32,814	308,454	-	-	-	-	308,454	11,232	-	319,686	1.45%
Clara Giddings-SFA-P	1,500	8,237	-	-	-	-	8,237	300	-	8,537	0.04%
Corcoran Mem-SFA-P	9,152	16,183	-	-	-	-	16,183	589	-	16,772	0.08%
Cordelius-SFA-P	8,500	27,857	-	-	-	-	27,857	1,014	-	28,871	0.13%
Decker Mem-SFA-P	1,050	2,301	-	-	-	-	2,301	84	-	2,385	0.01%
E. Jensen-SFA-P	150,075	382,234	-	-	-	-	382,234	13,918	-	396,152	1.80%
Edna Plummer-SFA-P	14,411	22,422	-	-	-	-	22,422	816	-	23,239	0.11%
Facto Mem Fd-SFA-P	1,875	3,370	-	-	-	-	3,370	123	-	3,493	0.02%
Farrer Mem Fd-SFA-P	22,353	195,466	-	-	6,000	-	201,466	7,336	-	208,802	0.95%
Fastabend-Von Brpkdorf-SFA-P	147,836	179,517	-	-	-	750	178,767	6,509	-	185,276	0.84%
Geraldine Webb-SFA-P	60,374	59,545	-	-	-	-	59,545	2,168	-	61,713	0.28%
Graphic Arts-SFA-P	975	2,292	-	-	-	-	2,292	83	-	2,375	0.01%
Hammond/Vander Veen-SFA-P	1,908	14,638	-	-	-	-	14,638	533	-	15,171	0.07%
Harold Hansen-SFA-P	1,000	7,569	-	-	-	-	7,569	276	-	7,845	0.04%
Horrell Family-SFA-P	5,000	20,576	-	-	-	-	20,576	749	-	21,325	0.10%
Isabel Frazee-SFA-P	1,000	3,434	-	-	-	-	3,434	125	-	3,559	0.02%
James O'Mara-SFA-P	1,500	13,653	-	-	-	-	13,653	497	-	14,150	0.06%
Joe Morgan-SFA-P	1,600	5,876	-	-	-	-	5,876	214	-	6,090	0.03%
John Sullivan-SFA-P	1,050	1,282	-	-	-	-	1,282	47	-	1,329	0.01%
K. Thomas-SFA-P	5,080	35,067	-	-	-	-	35,067	1,277	-	36,344	0.16%
Kathleen Loly-SFA-P	10,150	64,609	-	-	-	300	64,309	2,342	-	66,651	0.30%
Kester MemL-SFA-P	10,000	27,438	-	-	-	-	27,438	999	-	28,437	0.13%
Lukehart-Hilt-SFA-P	500	3,696	-	-	-	-	3,696	135	-	3,831	0.02%
Marvin Fd-SFA-P	120,622	145,431	-	-	-	-	145,431	5,296	-	150,726	0.68%
Merrill Poore-SFA-P	7,399	32,256	-	-	-	-	32,256	1,175	-	33,430	0.15%
Michael Orr-SFA-P	2,212	4,940	-	-	-	-	4,940	180	-	5,120	0.02%
Michillinda Womens Club-SFA-P	62,466	72,337	-	-	-	-	72,337	2,634	-	74,971	0.34%
Mitchell Mem-SFA-P	5,216	53,863	-	-	-	-	53,863	1,961	-	55,824	0.25%
Mitchell Prof-SFA-P	23,017	83,907	-	-	-	286	83,621	3,045	-	86,666	0.39%
Mohs Perform-SFA-P	16,365	27,640	-	-	-	-	27,640	1,006	-	28,647	0.13%
Nancy Wyker-SFA-P	265,000	1,737,232	-	-	-	8,820	1,728,412	62,937	-	1,791,349	8.12%
Pasadena Hear-SFA-P	1,500	22,625	-	-	-	-	22,625	824	-	23,448	0.11%
Pasadena Medical-SFA-P	10,000	15,679	-	-	-	-	15,679	571	-	16,250	0.07%
Peter Ryan-SFA-P	3,000	20,359	-	-	-	-	20,359	741	-	21,101	0.10%
Putnam Schol-SFA-P	500	18,213	-	-	-	-	18,213	663	-	18,876	0.09%
R. Browning-SFA-P	1,612	4,177	-	-	-	-	4,177	152	-	4,329	0.02%
R.S. Handley-SFA-P	650	3,541	-	-	-	-	3,541	129	-	3,670	0.02%
Ralph Bernays-SFA-P	35,348	52,809	-	-	-	-	52,809	1,923	-	54,732	0.25%
Ralph Hallman-SFA-P	2,545	9,440	-	-	30	-	9,470	345	-	9,814	0.04%
Reg Nursing-SFA-P	1,590	12,479	-	-	-	-	12,479	454	-	12,934	0.06%
SFA General Fund-SFA-P	-	-	-	-	-	-	-	-	-	-	0.00%
A. Mothershed-SFA-P	3,957	13,473	-	-	-	-	13,473	491	-	13,963	0.06%
Int'l Students-SFA-P	3,426	18,578	-	-	-	-	18,578	676	-	19,255	0.09%
Lola Howard Scholarship-SCH-P	5,000	5,725	-	-	-	-	5,725	208	-	5,933	0.03%
SFA General Fund-SFA-P	5,000	283,276	-	-	-	793	282,483	10,286	-	292,769	1.33%
Shackelford-SFA-P	251	3,390	-	-	-	-	3,390	160	-	3,552	0.02%
Slater-SFA-P	170,000	266,457	-	-	-	(1,002)	266,457	9,703	-	276,160	1.25%
Prepared by P. Pejoumand											



PCC FOUNDATION

RESTRICTED AND UNRESTRICTED GIFTS

For The Quarter Ended:

March 31, 2017

774,880 03-31-2017 PCC Pooled Net Investment Income

774,880 Net Investment Income

Fund	Original Gifts	Dec 31, 2016 Total at Market	Transfer In	Transfer Out	Contributions Received	Distributions Paid	Sub Total	Investment Increase (Decrease)	Fee Increase (Decrease)	Mar 31, 2017 Total at Market	Allocation %
Student Leadership-SFA-P	1,000	23,390	-	-	-	-	23,390	852	-	24,241	0.11%
Van Brunt-SFA-P	38,750	86,108	-	-	-	-	86,108	3,135	-	89,244	0.40%
Vosloh Mem-SFA-P	3,500	5,199	-	-	-	-	5,199	189	-	5,388	0.02%
Vosloh Reg-SFA-P	4,338	5,219	-	-	-	-	5,219	190	-	5,409	0.02%
Vosloh Voc-SFA-P	2,000	2,165	-	-	-	-	2,165	79	-	2,244	0.01%
Total 5.SFA		4,965,358	-	-	6,030	9,946	4,961,442	180,661	-	5,142,103	
6.GRANTS											
Arthur N. Rupe Foundation	-	826	-	-	-	-	-	826	-	-	0.00%
City of Pasadena CDBG-GNT-R	-	46,563	-	-	-	-	46,563	-	-	46,563	0.00%
LAUP-GNTN-R	-	61,406	-	-	-	-	61,406	-	-	61,406	0.00%
MWD Water Quality-GNT-R	-	-	-	-	-	-	-	-	-	-	0.00%
Nursing & Dent. Jameson-GNT-R	-	951	-	-	-	-	951	-	-	951	0.00%
Parsons Grant-GNT-R	-	3,648	-	-	-	-	3,648	-	-	3,648	0.00%
Re-Tooling Auto Tech-GNT-R	-	65	-	-	-	-	65	-	-	65	0.00%
Upward Bound Agency-GNTN-R	-	3,378	-	-	-	-	3,378	-	-	3,378	0.00%
Total 6.GRANTS		716	-	-	-	-	716	-	-	716	0.00%
7.SPECIALS		117,553	-	-	-	-	117,553	-	-	117,553	
Art Assoc-Capital Camp-AGCN-S	-	101,087	-	-	105	1,823	99,369	-	-	99,369	0.00%
Evelyn Brandt-SFA-P	-	(0)	-	-	-	-	(0)	-	-	(0)	0.00%
Fund for Veterans Edu-AGCN-S	-	33,532	-	-	45	1,029	32,548	-	-	32,548	0.00%
Italian American-SCH-S	-	17,621	-	-	-	-	17,621	-	-	17,621	0.00%
United for Vets-AGC-R	-	129,609	-	-	-	-	129,609	-	-	129,609	0.00%
Total 7.SPECIALS		281,850	-	-	150	2,852	279,148	-	-	279,148	
8.OSHER FUNDS											
Osher - Alexander Family Sch	13,334	15,104	-	-	580	-	15,684	-	-	15,684	0.00%
Osher - Asian Pacific American	18,910	20,618	-	-	815	-	21,433	-	-	21,433	0.00%
Osher - D & S Gertmanian Sch	13,334	15,104	-	-	580	500	15,184	-	-	15,184	0.00%
Osher - D Mitoma & M Inouye Sch	13,334	15,054	-	-	580	-	15,634	-	-	15,634	0.00%
Osher - Elton C Davis Mem Sch	13,334	15,104	-	-	580	-	15,684	-	-	15,684	0.00%
Osher - Fnd Endowment KPCC	350,000	369,637	-	-	15,150	8,000	376,787	-	-	376,787	0.00%
Osher - G Yee & Dr M Kao Memo	13,334	15,254	-	-	580	-	15,834	-	-	15,834	0.00%
Osher - Honor of Bill Calfas	33,334	35,676	-	-	1,440	500	36,616	-	-	36,616	0.00%
Osher - J-Jen & N L C Chang Sch	13,334	15,104	-	-	580	-	15,684	-	-	15,684	0.00%
Osher - Jack Scott Scholarship	25,624	24,082	-	-	550	-	24,632	-	-	24,632	0.00%
Osher - K&R Sugimoto Fam Trst	60,000	65,354	-	-	2,600	-	67,954	-	-	67,954	0.00%
Osher - Misc	7,350	9,126	-	-	315	-	9,441	-	-	9,441	0.00%
Osher - PCC Retirees' Assoc	13,475	15,450	-	-	580	-	16,030	-	-	16,030	0.00%
Osher - R Westerbeck Perfm Art	250,000	272,873	-	-	10,820	500	283,193	-	-	283,193	0.00%
Osher - R Westerbeck Sch	500,000	567,993	-	-	21,650	8,150	581,493	-	-	581,493	0.00%
Osher - R Westerbeck Visual Med	250,000	279,604	-	-	10,820	1,250	289,174	-	-	289,174	0.00%
Osher - Scholarship-SCH-S	-	13,750	-	-	13,750	3,000	24,500	-	-	24,500	0.00%
Osher - T Yizhao & Y C Chang Sc	13,334	15,054	-	-	580	-	15,634	-	-	15,634	0.00%
Osher - Zillgitt Fashion	107,402	114,758	-	-	4,650	500	118,908	-	-	118,908	0.00%
Osher - Zilleitt Nursing	107,402	112,358	-	-	4,650	1,000	116,008	-	-	116,008	0.00%
Prepared by I. Pajoumland											

PCC FOUNDATION
RESTRICTED AND UNRESTRICTED GIFTS
For The Quarter Ended:
March 31, 2017

774,880 03-31-2017 PCC Pooled Net Investment Income

774,880 Net Investment Income

Fund	Original Gifts	Dec 31, 2016		Transfer In	Transfer Out	Contributions Distributions		Sub Total	Investment Increase (Decrease)	Fee Increase (Decrease)	Mar 31, 2017	
		Total at Market	Total at Market			Received	Paid				Total at Market	Allocation %
Total 8. OSHER FUNDS	1,816,835	2,007,053	-	-	-	91,850	23,400	2,075,503	-	-	2,075,503	-
9. PCCF Endow												
Alyce & Spud Williamson-SCH-P	24,665	26,158	-	-	-	-	-	26,158	953	-	27,111	0.12%
Anatomy & Physiology-SCH-G		2,425	-	-	-	-	-	2,425	-	-	2,425	0.00%
Ann Marsh-Northern Trst-SCH-G		9,759	-	-	-	-	-	9,759	-	-	9,759	0.00%
Bill & Brenda Galloway - SCH-P	24,665	26,158	-	-	-	-	-	26,158	953	-	27,111	0.12%
Bill & Judy Opel Fund - SCH-G		-	2,500	-	-	-	-	2,500	-	-	2,500	-
Boone/Fetter Family - SCH-P	24,281	25,752	-	-	-	-	-	25,752	938	-	26,689	0.12%
Capital Guardian Trust - SCH-P	25,169	26,693	-	-	-	-	-	26,693	972	-	27,665	0.13%
Carol Liu Sch - SCH-G		4,849	-	-	-	-	-	4,849	-	-	4,849	0.00%
Clifford Swan Invest - SCH-G	-	9,567	-	-	-	-	-	9,567	-	-	9,567	0.00%
Dorvin & Betty Leis Fam-SCH-P	97,722	101,139	-	-	-	-	-	101,139	3,683	-	104,822	0.48%
Eleven Twenty Seven Found-SCH-G	-	2,425	-	-	-	-	-	2,425	-	-	2,425	0.00%
Emcor Sch - SCH-G	-	4,849	-	-	-	-	-	4,849	-	-	4,849	0.00%
Eric Sheng Huang Memorial-SCH-G	-	2,425	257	-	-	-	-	2,681	-	-	2,681	0.00%
Fletcher Jones Sch - SCH-G	-	2,425	-	-	-	-	-	2,425	-	-	2,425	0.00%
Harry Montgomery - SCH-G	-	4,849	-	-	-	-	-	4,849	-	-	4,849	0.00%
Hotel Constance - SCH-G	-	4,849	-	-	-	-	-	4,849	-	-	4,849	0.00%
J Asperger & C Adams-SCH-G	-	2,425	-	-	-	-	-	2,425	-	-	2,425	0.00%
Michael D Antonovich-SCH-G	-	2,463	-	-	-	-	-	2,463	-	-	2,463	0.00%
Peggy Phelps - SCH-G	-	9,340	-	-	-	-	-	9,340	-	-	9,340	0.00%
Robert Brough SCH-G	-	5,819	-	-	-	-	-	5,819	-	-	5,819	0.00%
Sandi Mejia Sch - SCH-G	-	2,425	-	-	-	-	-	2,425	-	-	2,425	0.00%
Sarni Family Foundation - SCH-G	-	7,274	-	-	-	-	-	7,274	-	-	7,274	0.00%
Sharp Seating Co - SCH-G	-	19,858	-	-	-	-	-	19,858	362	-	20,219	0.05%
Steve Madison - SCH-G	-	2,425	-	-	-	-	-	2,425	-	-	2,425	0.00%
Sugimoto Foundation - SCH-G	-	2,425	-	-	-	-	-	2,425	-	-	2,425	0.00%
Sun & IPBWS Sch - SCH-G	-	7,274	-	-	-	-	-	7,274	-	-	7,274	0.00%
Thomson Student Excellence-SCH-G	-	2,425	-	-	-	-	-	2,425	-	-	2,425	0.00%
Tony & Clara Fellow - SCH-G	-	2,425	-	-	-	-	-	2,425	-	-	2,425	0.00%
Wells Fargo Sch - SCH-G	-	5,819	-	-	-	-	-	5,819	-	-	5,819	0.00%
William & Holly Hawkins - SCH-G	-	2,425	-	-	-	-	-	2,425	-	-	2,425	0.00%
Total 9. PCCF Endow	97,722	329,144	2,757	-	-	-	-	331,901	7,859	-	339,760	-
UNRESTRICTED FUND												
RE - Unrestricted Funds-UNR-U												
Unrestricted - 12-13 Budget	-	2,272,910	-	-	-	-	-	2,272,910	-	-	2,272,910	0.00%
Unrestricted - 13-14 Budget	-	-	-	-	-	-	-	-	-	-	-	0.00%
Unrestricted - 14-15 Budget	-	-	-	-	-	-	-	-	-	-	-	0.00%
Unrestricted - 15-16 Budget	-	-	-	-	-	-	-	-	-	-	-	0.00%
Unrestricted - 16-17 Budget	-	115,098	-	-	-	26,051	236,310	(95,161)	79,298	-	(15,863)	10.23%
91.UNR - Other	-	-	-	-	-	-	-	-	-	-	-	-
95 Investment Income	-	2,388,008	-	-	-	26,051	236,310	2,177,749	79,298	-	2,257,047	-
95.Invest Income-PCC	-	-	-	-	-	-	-	-	-	-	-	-
95.Investment Income - Other	-	-	-	-	-	-	-	-	-	-	-	-
Unclassified	-	-	-	-	-	-	-	-	-	-	-	-
Total	13,443,528	25,284,839	6,127	6,127	6,127	399,188	497,726	25,186,301	774,880	-	25,961,181	100.00%

Prepared by P. Pejoumand

PCC FOUNDATION
RESTRICTED AND UNRESTRICTED GIFTS
For The Quarter Ended:
March 31, 2017

774,880 03-31-2017 PCC Pooled Net Investment Income

774,880 Net Investment Income

38

Fund	Original Gifts	Dec 31, 2016		Transfer In	Transfer Out	Contributions Distributions		Sub Total	Investment Increase (Decrease)	Fee Increase (Decrease)	Mar 31, 2017	
		Total at				Received	Paid				Total at	Allocation
		Market	Market								Market	%

Notes:

- * Funds that are below original gifts
- ** Funds with negative balances
- Funds with negative balances have pending reimbursements

Sub-accounts	03.31.2017 Pre-Allocation	Allocoable Base	Income Allocation	03.31.2017 Balance	Allocation %	Class	Pro-Rata Share [1]
1.AGC-P							
African American Hert-End-AGC-P	71,314.83	71,314.83	2,596.79	73,911.62	0.34%	D	100%
Asian Pacific Heritage-AGC-P	85,129.46	85,129.46	3,099.82	88,229.28	0.40%	D	100%
Hixon Teacher Prep-AGC-P	990,806.61	990,806.61	36,078.24	1,026,884.85	4.66%	D	100%
Latino's Scholars' Fund-AGC-P	385,284.42	385,284.42	14,029.36	399,313.78	1.81%	D	100%
Latino Chicano Herit-Liq-AGC-P	99,233.17	99,233.17	3,613.38	102,846.55	0.47%	D	100%
Lula Claire Parmley Fund-AGCN-P	119,504.51	119,504.51	4,351.52	123,856.03	0.56%	D	100%
Nursing Kaiser Grant-AGC-P	32,005.84	32,005.84	1,165.43	33,171.27	0.15%	D	100%
Pamela Girard Art-AGCN-P	97,316.15	97,316.15	3,543.57	100,859.72	0.46%	D	100%
Risser Award-AGC-P	30,970.50	30,970.50	1,127.73	32,098.23	0.15%	D	100%
Schild Fund - AGC-P	32,624.98	32,624.98	1,187.97	33,812.95	0.15%	D	100%
Stan Gray Athletic Zone-AGC-P	77,441.19	77,441.19	2,819.87	80,261.06	0.36%	D	100%
Wall of Fame/COC-AGC-P	173,948.76	173,948.76	6,334.00	180,282.76	0.82%	D	100%
William Lindquist-Liq.-AGC-P	255,709.42	255,709.42	9,311.15	265,020.57	1.20%	D	100%
Total 1.AGC-P	2,451,289.84	2,451,289.84	89,258.81	2,540,548.65			
2.AGC-R							
A. Communication General-AGC-R	1,322.55	-	-	1,322.55	0.00%	B	0%
Abram Fund-AGCN-R	2,041.44	-	-	2,041.44	0.00%	B	0%
Academic Senate General-AGC-R							
Disaster Relief-AGC-R	386.54	-	-	386.54			
Students In Need - SCH-R	673.16	-	-	673.16			
Academic Senate General-AGC-R	29.83	-	-	29.83			
** Total Academic Senate General-AGC-R	1,089.53				0.00%	B	0%
African American Hert-Prg-AGC-R	18,474.74	9,237.00	336.35	18,811.09	0.04%	C	50%
Alpha Gamma Sorority-AGC-R	266.00	-	-	266.00	0.00%	B	0%
Alumni Association-AGC-R	17,627.57	8,813.00	320.91	17,948.48	0.04%	C	50%
Armenian Fund-AGCN-R	5,275.99	-	-	5,275.99	0.00%	B	0%
Art Associate-Art Gallery-AGC-R	176.20	-	-	176.20	0.00%	B	0%
Ashland Prog.-AGC-R	-60.41	-	-	(60.41)	0.00%	B	0%
Asian Pacific American-AGC-R	9,674.15	-	-	9,674.15	0.00%	B	0%
Astronomy Prog.-AGC-R	17,266.92	8,633.00	314.35	17,581.27	0.04%	C	50%
Athletic Division - AGC-R							
Baseball Program-AGC-R	537.87	-	9.79	547.66			
Fencing-SCH-R	234.69	-	4.27	238.96			
Football Program-AGC-R	47.75	-	0.87	48.62			
Jackie Robinson-SFA-P	5,763.80	-	104.93	5,868.73			
Lady Lancers-AGC-R	1,222.76	-	22.26	1,245.02			
PE Fitness Fair-AGCN-R	100.51	-	1.83	102.34			
PE Major Gen Scholarship-SCHN-R	1,402.41	-	25.53	1,427.94			
Soccer Program-AGC-R	702.85	-	12.80	715.65			
Swim Team-AGC-R	90.06	-	1.64	91.70			
Track Team-AGC-R	128.97	-	2.35	131.32			
Athletic Division - AGC-R - Other	8,349.53	-	152.01	8,501.54			
** Total Athletic Division - AGC-R	18,581.20	9,290.00			0.04%	C	50%
Auto. Associates-AGC-R	937.98	-	-	937.98	0.00%	B	0%
Board of Trust Fac Awd-AGC-R	1,676.66	-	-	1,676.66	0.00%	B	0%
Bonnie Ledyard Jewelry-AGCN-R	9,408.62	-	-	9,408.62	0.00%	B	0%
Business Division - AGC-R					0.00%	B	0%
Accounting Alumni-AGC-R	160.00	-	2.91	162.91			
Computer Info Systems-AGC-R	27,095.63	-	493.30	27,588.93			
Business Division - AGC-R - Other	7,861.43	-	143.12	8,004.55			
** Total Business Division - AGC-R	35,117.06	17,558.00			0.08%	C	50%
Ceramics Prog.-AGC-R	16,683.81	8,341.00	303.72	16,987.53	0.04%	B	0%
Child Development Center-AGC-R	3,304.65	-	-	3,304.65	0.00%	B	0%
Chinese Language Prog-AGC-R	3,182.02	-	-	3,182.02	0.00%	C	50%
Christine Billicki Ach Aw-AGNC-R	48,222.22	24,111.00	877.95	49,100.17	0.11%	C	50%
Cinema Prog-AGC-R	29,049.62	14,524.00	528.86	29,578.48	0.07%	C	50%
Dental Assisting-AGC-R	3,048.28	-	-	3,048.28	0.00%	B	0%
Dental Associates-AGC-R	454.66	-	-	454.66	0.00%	B	0%
Dental Equipment-AGC-R	2,707.65	-	-	2,707.65	0.00%	B	0%
Dental Hygiene Assoc-AGC-R	3,779.39	-	-	3,779.39	0.00%	B	0%
Dental Lab Tech-AGC-R	98.29	-	-	98.29	0.00%	B	0%
Dental Prog.-AGC-R	1,021.98	-	-	1,021.98	0.00%	B	0%
Digital Arts-AGC-R	2,477.72	-	-	2,477.72	0.00%	B	0%
DSPS Holiday-AGC-R	392.52	-	-	392.52	0.00%	B	0%
Engineering & Technology-AGC-R	1,489.91	-	-	1,489.91	0.00%	B	0%
English Division-AGC-R	51,096.01	25,548.00	930.28	52,026.29	0.12%	C	50%
Eric Hood Memorial-AGC-R	12,190.16	6,095.00	221.94	12,412.10	0.03%	C	50%
Exp. of Teach Math & Phy-AGC-R	72,127.61	36,063.00	1,313.16	73,440.77	0.17%	C	50%
Facilities-AGC-R	38,316.79	19,158.00	697.60	39,014.39	0.09%	C	50%
Fine & Commercial Arts-AGC-R	922.86	-	-	922.86	0.00%	B	0%
Foothill Campus AGC-R	875.71	-	-	875.71	0.00%	B	0%
Foundation Operating Fund-R-R	157,145.55	78,572.00	2,861.04	160,006.59	0.37%	C	50%
Friends of Foster Care-AGCN-R	9,847.88	-	-	9,847.88	0.00%	B	0%

Sub-accounts	03.31.2017 Pre-Allocation	Allocoable Base	Income Allocation	03.31.2017 Balance	Allocation %	Class	Pro-Rata Share [1]
Friends of Library-AGC-R	1,368.60	-	-	1,368.60	0.00%	B	0%
Friends of Parent Edu-AGC-R	25,914.78	12,957.00	471.80	26,386.58	0.06%	C	50%
Graduation Fund-AGCN-R	2,595.81	-	-	2,595.81	0.00%	B	0%
Harold & Lola Benson Fund	85,980.01	42,990.00	1,565.39	87,545.40	0.20%	C	50%
Health Science-AGC-R	138.67	-	-	138.67	0.00%	B	0%
Italian Studies-AGCN-R	822.20	-	-	822.20	0.00%	B	0%
Jeanne Ward Goldmann-AGC-R	330.20	-	-	330.20	0.00%	B	100%
Katie Peter's Memorial-AGC-R	24,657.24	12,328.00	448.90	25,106.14	0.06%	C	50%
Kinesiology, Health & Athl-AGC-R	2,344.77	-	-	2,344.77	0.00%	B	0%
Lancer Radio-AGCN-R	2,451.89	-	-	2,451.89	0.00%	B	0%
Lancers for Life-AGC-R	1,076.50	-	-	1,076.50	0.00%	B	0%
Languages General AGC-R	30.00	-	-	30.00	0.00%	B	0%
Latino Community Leaders-AGC-R	4,588.63	-	-	4,588.63	0.00%	B	0%
Learning Communities-AGC-R	1,761.46	-	-	1,761.46	0.00%	B	0%
Library General-AGC-R	7,296.98	-	-	7,296.98	0.00%	B	0%
Mathematics General-AGC-R	10,404.96	5,202.00	189.42	10,594.38	0.02%	C	50%
Media Center-AGC-R	1,108.53	-	-	1,108.53	0.00%	C	50%
Million Meals Marathon-AGC-R	1,839.10	-	-	1,839.10	0.00%	B	0%
Nasa-PSA-AGC-R	572.32	-	-	572.32	0.00%	B	0%
Natural Sciences-AGCN-R	-	-	-	-	-	-	-
Landscaping the Future-AGCN-R	1,739.30	-	-	1,739.30	-	-	-
Pele Project-AGRN-R	3,179.14	-	-	3,179.14	-	-	-
Natural Sciences-AGCN-R - Other	2,926.96	-	-	2,926.96	-	-	-
** Total Natural Sciences-AGCN-R	7,845.40	-	-	-	0.00%	B	0%
Non-Credit Division - AGC-R	19,010.27	9,505.00	346.11	19,356.38	0.04%	C	50%
Nursing General-AGC-R	6,541.88	-	-	6,541.88	0.00%	B	0%
Pass Food Voucher Prog-AGC-R	1,204.36	-	-	1,204.36	0.00%	B	0%
PCC Small Business Dev AGC-R	2,566.04	-	-	2,566.04	0.00%	F	0%
PCC/Huntington Memorial-AGC-R	14,805.90	7,402.00	269.53	15,075.43	0.03%	B	0%
Performing & Comm - AGC-R	-	-	-	-	0.00%	B	0%
Dance Department-AGC-R	118.94	-	2.13	121.07	-	-	-
Educational Acc. Grant-GNT-R	11,888.57	-	212.59	12,101.16	-	-	-
Music Department-AGC-R	3,017.26	-	53.95	3,071.21	-	-	-
Opera Prog-AGC-R	6,688.53	-	119.60	6,808.13	-	-	-
Piano Program-AGC-R	30,162.73	-	539.36	30,700.93	-	-	-
Theater Arts-AGC-R	1,941.14	-	34.71	1,975.85	-	-	-
TVR - AGC-R	1,482.99	-	26.52	1,509.51	-	-	-
Performing & Comm - AGC-R - Other	-985.59	-	-	(985.59)	-	-	-
** Total Performing & Comm - AGC-R	54,314.57	27,157.00	-	-	0.13%	C	50%
Physical Sciences Gen-AGC-R	1,165.64	-	-	1,165.64	0.00%	B	0%
Piano Fund - AGC-R	426,575.57	213,287.00	7,766.42	434,341.99	1.00%	C	50%
Pres Afric Amer Adv Comm-AGC-R	25.00	-	-	25.00	0.00%	B	0%
Printing Program-AGC-R	2,101.25	-	-	2,101.25	0.00%	B	0%
Quake Safe-AGC-R	253.87	-	-	253.87	0.00%	B	0%
Radiology Technology-AGC-R	14,584.63	7,292.00	265.52	14,850.15	0.03%	C	50%
Rosabelle Fetty Fund-AGC-R	49,417.74	24,708.00	899.69	50,317.43	0.12%	C	50%
Ross Reed Organ-AGC-R	6,633.50	-	-	6,633.50	0.00%	B	0%
Screen Printing-AGC-R	2,900.03	-	-	2,900.03	0.00%	B	0%
Social Sci. General Fund-AGC-R	9,600.10	-	-	9,600.10	0.00%	B	0%
SouthBay Workforce-AGC-R	-97.41	-	-	(97.41)	0.00%	B	0%
Spanish Theatre Group-AGC-R	771.35	-	-	771.35	0.00%	B	0%
* Special Projects -AGC-R	12,629.01	-	-	12,629.01	0.00%	G	0%
Steinbeck Country-AGCN-R	824.04	-	-	824.04	0.00%	B	0%
Student Health Center-AGC-R	2,459.75	-	-	2,459.75	0.00%	B	0%
Student Sculpture Prog-AGC-R	1,518.31	-	-	1,518.31	0.00%	B	0%
Student Services-AGC-R	-	-	-	-	-	-	-
Food Pantry-AGC-R	402.72	-	-	402.72	-	-	-
Student Services-AGC-R - Other	128.57	-	-	128.57	-	-	-
** Total Student Services-AGC-R	531.29	-	-	-	0.00%	B	0%
Study Abroad-AGC-R	17,136.61	8,568.00	311.99	17,448.60	0.04%	C	50%
Tabe-AGC-R	4,730.28	-	-	4,730.28	0.00%	B	0%
Visual Arts General Fund-AGC-R	32,892.56	16,446.00	598.85	33,491.41	0.08%	C	50%
Welding Program-AGC-R	2,161.70	-	-	2,161.70	0.00%	B	0%
Writers in Residence-AGCN-R	12,640.93	6,320.00	230.13	12,871.06	0.03%	C	50%
Total 2.AGC-R	1,480,338.31	660,105.00	24,036.40	1,504,373.55	-	-	-
3.SCH-P	-	-	-	-	-	-	-
A. Geuvjehizian-SCH-P	46,848.65	46,848.65	1,705.90	48,554.55	0.22%	D	100%
Academic Senate-SCH-P	254,676.12	254,676.12	9,273.52	263,949.64	1.20%	D	100%
Allen & Louise Almond-SCHN-P	23,418.79	23,418.79	852.75	24,271.54	0.11%	D	100%
Art Ryon-SCH-P	18,300.58	18,300.58	666.38	18,966.96	0.09%	D	100%
ASB Ethnic Studies-SCH-P	10,133.42	10,133.42	368.99	10,502.41	0.05%	D	100%
Bill Calfas Sch Fund-SCHN-P	44,997.83	44,997.83	1,638.51	46,636.34	0.21%	D	100%
Chemistry Fund-SCH-P	23,633.03	23,633.03	860.55	24,493.58	0.11%	D	100%
Christine Bilicki Mem-SCHN-P	61,768.42	61,768.42	2,249.17	64,017.59	0.29%	D	100%

Sub-accounts	03.31.2017 Pre-Allocation	Allocoable Base	Income Allocation	03.31.2017 Balance	Allocation %	Class	Pro-Rata Share [1]
Dorothy Gantvoort Sch Fd-SCHN-P	161,241.13	161,241.13	5,871.27	167,112.40	0.76%	D	100%
Edwin Van Amringe-Geo-SCH-P	81,795.11	81,795.11	2,978.41	84,773.52	0.38%	D	100%
Eric Seger Memorial-SCH-P	5,060.28	5,060.28	184.26	5,244.54	0.02%	D	100%
Foundation Endowment Fund-OTH-P	1,861,137.34	1,861,137.34	67,769.59	1,928,906.93	8.75%	D	100%
Freshmen Scholarship - SCH-P	23,368.07	23,368.07	850.90	24,218.97	0.11%	D	100%
Helen Drake Smetz-SCH-P	76,333.27	76,333.27	2,779.52	79,112.79	0.36%	D	100%
Henry Hwang-SCH-P	8,962.73	8,962.73	326.36	9,289.09	0.04%	D	100%
HerbertEleanor Blackhall-SCHN-P			-	-	0.00%	D	100%
James Dupriest Memorial-SCH-P	6,333.24		230.61	6,563.85			
HerbertEleanor Blackhall-SCHN-P - O	607,492.22		22,120.61	629,612.83			
** Total HerbertEleanor Blackhall-SCHN-P	613,825.46	613,825.46			2.88%	D	100%
Hirai Scholarship-SCH-P	27,452.41	27,452.41	999.62	28,452.03	0.13%	D	100%
Huang Future Teachers-SCH-P	30,663.24	30,663.24	1,116.54	31,779.78	0.14%	D	100%
Italian American-SCH-P	41,323.33	41,323.33	1,504.71	42,828.04	0.19%	D	100%
Jack & Frances Courtney Fund -	53,347.15	53,347.15	1,942.53	55,289.68	0.25%	D	100%
James Galbraith Journal-SCH-P	168,645.51	168,645.51	6,140.89	174,786.40	0.79%	D	100%
James Galbraith Speech-SCH-P	163,779.28	163,779.28	5,963.69	169,742.97	0.77%	D	100%
Janle Long & Marion Murphy-SCHP	5,747.89	5,747.89	209.30	5,957.19	0.03%	D	100%
Jeanette Getty Jones-SCH-P	12,179.51	12,179.51	443.49	12,623.00	0.06%	D	100%
Jim Hulgian Awards-SCH-P	11,073.19	11,073.19	403.21	11,476.40	0.05%	D	100%
Jimmy McLain Scholarship SCH-P	29,511.34	29,511.34	1,074.60	30,585.94	0.14%	D	100%
John Crowe-SCH-P	5,126.31	5,126.31	186.66	5,312.97	0.02%	D	100%
Jollie Scholarship-SCHN-P	26,873.83	26,873.83	978.56	27,852.39	0.13%	D	100%
Kossler Scholarship-SCHN-P	37,720.03	37,720.03	1,373.50	39,093.53	0.18%	D	100%
Kovacs Art-SCH-P	9,586.61	9,586.61	349.08	9,935.69	0.05%	D	100%
LAC Tutor Scholarship-SCH-P	24,077.79	24,077.79	876.74	24,954.53	0.11%	D	100%
Malcolm Lumby-SCH-P	176,243.65	176,243.65	6,417.56	182,661.21	0.83%	D	100%
Maria Fernandez Memorial-SCH-P	33,859.11	33,859.11	1,232.91	35,092.02	0.16%	D	100%
Marjorie L. Spigle-SCH-P	46,258.28	46,258.28	1,684.40	47,942.68	0.22%	D	100%
Marti Bekey Sch Fund-SCHN-P	56,488.09	56,488.09	2,056.90	58,544.99	0.27%	D	100%
Miller Fund-MIL-P	610,997.44	610,997.44	22,248.25	633,245.69	2.87%	D	100%
Monira Qutubuddin-SCHN-P	16,647.21	16,647.21	606.17	17,253.38	0.08%	D	100%
Navarro & Padilla-SCH-P	32,619.01	32,619.01	1,187.76	33,806.77	0.15%	D	100%
Paul Kilian-SCH-P	29,075.14	29,075.14	1,058.71	30,133.85	0.14%	D	100%
PCC Retirees Scholarship -SCH-P	61,630.06	61,630.06	2,244.14	63,874.20	0.29%	D	100%
QSO Club-SCH-P	7,348.38	7,348.38	267.58	7,615.96	0.03%	D	100%
Raymond P. Davis-SCH-P	11,755.22	11,755.22	428.04	12,183.26	0.06%	D	100%
Renee Copeland Memorial-SCH-P	5,859.22	5,859.22	213.35	6,072.57	0.03%	D	100%
Robert Haugh-SCH-P	47,141.90	47,141.90	1,716.58	48,858.48	0.22%	D	100%
Robert Westerbeck-SCHN-P	4,852,274.87	4,852,274.87	176,685.87	5,028,960.74	22.80%	D	100%
Roberta Cole Nursing-Inv-SCH-P	9,413.28	9,413.28	342.77	9,756.05	0.04%	D	100%
Roy Coats Lions Club-SCH-P	24,127.03	24,127.03	878.54	25,005.57	0.11%	D	100%
Schow Foundation Art-SCHN-P	69,179.03	69,179.03	2,519.02	71,698.05	0.33%	D	100%
Shav Gillick-SCHN-P	27,475.51	27,475.51	1,000.47	28,475.98	0.13%	D	100%
Sidney Orloff-SCH-P	6,449.94	6,449.94	234.86	6,684.80	0.03%	D	100%
Speech Scholarship-SCH-P	23,134.20	23,134.20	842.39	23,976.59	0.11%	D	100%
St. Lukes Nursing-SCH-P	9,419.93	9,419.93	343.01	9,762.94	0.04%	D	100%
Success in Nursing-SCH-P	65,765.16	65,765.16	2,394.71	68,159.87	0.31%	D	100%
Sumie Nakano Scho Fund-SCH-P	11,187.39	11,187.39	407.37	11,594.76	0.05%	D	100%
Thomas Mallory-SCH-P	17,224.70	17,224.70	627.20	17,851.90	0.08%	D	100%
Tom Shatford Art-SCHN-P	36,749.90	36,749.90	1,338.17	38,088.07	0.17%	D	100%
US History Scholarship-SCH-P	11,818.36	11,818.36	430.34	12,248.70	0.06%	D	100%
Vergil & Opal Jones Fund-SCG-P	9,508.97	9,508.97	346.25	9,855.22	0.04%	D	100%
Vince Hughes Memorial-SCH-P	33,619.85	33,619.85	1,224.20	34,844.05	0.16%	D	100%
Walter Shatford Mem-SCHN-P	52,253.08	52,253.08	1,902.69	54,155.77	0.25%	D	100%
Wayne Loell-SCH-P	34,364.72	34,364.72	1,251.32	35,616.04	0.16%	D	100%
Whitney Blake-Manings-SCH-P	28,143.03	28,143.03	1,024.77	29,167.80	0.13%	D	100%
Whitney Rydbeck Award-SCH-P	11,116.02	11,116.02	404.77	11,520.79	0.05%	D	100%
Wilbur Jacobs-SCH-P	11,573.21	11,573.21	421.42	11,994.63	0.05%	D	100%
William Bair Memorial-SCH-P	15,247.88	15,247.88	555.22	15,803.10	0.07%	D	100%
Zillgitt Fashion-Inv-SCH-P	54,229.61	54,229.61	1,974.66	56,204.27	0.25%	B	0%
Zillgitt Nursing-SCH-P	59,150.76	59,150.76	2,153.86	61,304.62	0.28%	B	0%
Total 3.SCH-P	10,571,956.79	10,571,956.79	384,956.64	10,956,913.43			
4.SCH-R							
Al Lorenz Scholarship-SCH-R	-0.20	-	-	(0.20)	0.00%	B	0%
Alice Corey Fund-SCH-R	66.02	-	-	66.02	0.00%	B	0%
America-Dream Keepers-SCHN-R	24,020.37	12,010.19	437.33	24,457.70	0.06%	C	50%
Anthony Georgilas-SCH-R	602.29	-	-	602.29	0.00%	B	0%
Anthropology-SCH-R	3,434.35	-	-	3,434.35	0.00%	B	0%
Art History-SCH-R	5,989.83	-	-	5,989.83	0.00%	B	0%
Asian American Pac lIndr-SCHN-R	5,270.80	-	-	5,270.80	0.00%	B	0%
Ben Rude Linguistic-SCHN-R	20,355.33	10,177.67	370.60	20,725.93	0.05%	C	50%
Boone Achievement Award-SCH-R	-3,274.99	-	-	(3,274.99)	0.00%	B	0%
* Bright Futures-SCHN-R	7,780.90	-	-	7,780.90	0.00%	G	0%

Sub-accounts	03.31.2017 Pre-Allocation	Allocoable Base	Income Allocation	03.31.2017 Balance	Allocation %	Class	Pro-Rata Share [1]
Bruce Carter-SCH-R	23,990.31	11,995.16	436.78	24,427.09	0.06%	C	50%
Charles Coleman Griffith-SCH-R	1,840.79	-	-	1,840.79	0.00%	B	0%
Chuck Harrington Scholar-SCH-R	620.72	-	-	620.72	0.00%	B	0%
Clarine Dunigan Memorial-SCH-R	1,548.89	-	-	1,548.89	0.00%	B	0%
Classified Senate-SCH-R	4,915.25	-	-	4,915.25	0.00%	B	0%
Claudette Renner-SCH-R	1,962.43	-	-	1,962.43	0.00%	B	0%
Cliff Lance Const. Sch-SCH-R	93.33	-	-	93.33	0.00%	B	0%
Culinary Arts Program-SCH-R	2,285.73	-	-	2,285.73	0.00%	B	0%
Don Richardson Memorial-SCH-R	103.35	-	-	103.35	0.00%	B	0%
Donald R. Hight Sch-SCH-R	9,568.64	-	-	9,568.64	0.00%	B	0%
Electrical Technology-SCH-R	37.49	-	-	37.49	0.00%	B	0%
Eng Div Retired Fac Sch-SCH-R	3,382.88	-	-	3,382.88	0.00%	B	0%
English Div Scholarship-SCH-R	23,542.15	-	-	23,542.15	0.00%	B	0%
Excellence in Ceramics-SCH-R	2,383.05	-	-	2,383.05	0.00%	B	0%
* Gertmenian Food Industry SCH-R	970.00	-	-	970.00	0.00%	G	0%
Gomar E. Cool-SCHN-R	6,375.11	-	-	6,375.11	0.00%	B	0%
Heartfield Scholarship - SCH-R	5,000.00	-	-	5,000.00	0.00%	B	0%
Herb & Elayne Scholarship-SCH-R	1,501.44	-	-	1,501.44	0.00%	B	0%
Jim Stevens' Scholars' Fund	665.83	-	-	665.83	0.00%	B	0%
* Juanita Bustos Scholar-SCH-R	-26.50	-	-	(26.50)	0.00%	G	0%
Judith Greenlee-SCHN-R	7,934.47	-	-	7,934.47	0.00%	B	0%
Keith Miller Scholarship-SCH-R	3,695.42	-	-	3,695.42	0.00%	B	0%
Languages Scholarships-SCHN-R	3,972.27	-	-	3,972.27	0.00%	B	0%
Latino Advisory Comm Sch-SCH-R	15,514.90	7,757.45	282.47	15,797.37	0.04%	C	50%
Lawrence R Baker-SCHN-R	5,252.32	-	-	5,252.32	0.00%	B	0%
Lee Moyene Mark-Inv-SCH-R	14,384.71	7,192.36	261.90	14,646.61	0.03%	C	50%
Leo Atencio Memorial Sch-SCH-R	45.31	-	-	45.31	0.00%	B	0%
Liu/Cheney Scholarship-SCH-R	43.22	-	-	43.22	0.00%	B	0%
Lois & William Ramey-SCHN-R	4,036.16	-	-	4,036.16	0.00%	B	0%
Lorenza Quintero Carrera-SCHN-R	3,474.70	-	-	3,474.70	0.00%	B	0%
* Mark Lacter Scholarship-SCH_R	1,000.00	-	-	1,000.00	0.00%	G	0%
NAQP Graphics Arts-SCH-R	508.91	-	-	508.91	0.00%	B	0%
Nursing General Sch-SCHN-R	67,363.48	33,681.74	1,226.45	68,589.93	0.16%	C	50%
Orgullo Scholarship-SCHN-R	686.27	-	-	686.27	0.00%	B	0%
PCC Pride Coalition-SCH-R	2,240.91	-	-	2,240.91	0.00%	B	0%
Physical Sciences Sch-SCH-R	1,530.31	-	-	1,530.31	0.00%	B	0%
Physics 1A & 1B-SCH-R	4,445.71	-	-	4,445.71	0.00%	B	0%
Print Industry-SCH-R	300.84	-	-	300.84	0.00%	B	0%
Puente Project-SCH-R	8,634.31	-	-	8,634.31	0.00%	B	0%
Religious Studies-SCH-R	4,467.14	-	-	4,467.14	0.00%	B	0%
Retirees Association-SCH-R	25,285.03	12,642.52	460.35	25,745.38	0.06%	C	50%
Scholarship General-SCH-R	67,656.99	33,828.50	1,231.80	68,888.79	0.16%	C	50%
Social Sciences Sch-SCH-R	100.00	-	-	100.00	0.00%	B	0%
Stan Hobert Memorial-SCH-R	433.49	-	-	433.49	0.00%	B	0%
Stroud Family Child Dev.-SCH-R	2,000.65	-	-	2,000.65	0.00%	B	0%
Student Success Scholar-SCH-R	164,655.02	82,327.51	2,997.79	167,652.81	0.39%	C	50%
Suzanne Bravendar Paint SCH-R	992.50	-	-	992.50	0.00%	B	0%
Talty Family Nursing-SCHN-R	49,773.87	24,886.94	906.21	50,680.08	0.12%	C	50%
* The Rourke Family Found-SCHN-R	9,000.00	-	-	9,000.00	0.00%	G	0%
* Third Party Scholarships-SCH-R	80,603.74	-	-	80,603.74	0.00%	G	0%
* Tiana Sanders #24 Sch-SCH-R	1,000.00	-	-	1,000.00	0.00%	G	0%
* Treasure Little Children SCHN-R	6,196.94	-	-	6,196.94	0.00%	G	0%
* United Charity Foundation-SCH-R	15,264.07	-	-	15,264.07	0.00%	G	0%
William B. Major Mem-SCH-R	1,053.91	-	-	1,053.91	0.00%	B	0%
Y PangLiu/V Spaulding Mem-SCH-R	10,868.15	5,434.08	197.87	11,066.02	0.03%	C	50%
4.SCH-R - Other	-	-	-	-	-	-	-
Total 4.SCH-R	739,421.31	241,934.08	8,809.55	748,230.86	-	-	-
5.SFA	-	-	-	-	-	-	-
Ashley Fund-SFA-P	25,336.26	25,336.26	922.57	26,258.83	0.12%	E	100%
Audre Stong-SFA-P	6,811.80	6,811.80	248.04	7,059.84	0.03%	E	100%
Bissiri Fd-SFA-P	159,360.27	159,360.27	5,802.79	165,163.06	0.75%	E	100%
Broadcast-SFA-P	39,576.56	39,576.56	1,441.10	41,017.66	0.19%	E	100%
Bugelli Schol-SFA-P	7,071.45	7,071.45	257.49	7,328.94	0.03%	E	100%
Burch Schol Fd-SFA-P	69,765.09	69,765.09	2,540.36	72,305.45	0.33%	E	100%
C. Harlsough-SFA-P	8,403.00	8,403.00	305.98	8,708.98	0.04%	E	100%
C. Robbins-SFA-P	213,411.83	213,411.83	7,770.96	221,182.79	1.00%	E	100%
Cannon-SFA-P	308,454.38	308,454.38	11,231.75	319,686.13	1.45%	E	100%
Clara Giddings-SFA-P	8,237.23	8,237.23	299.94	8,537.17	0.04%	E	100%
Corcoran Mem-SFA-P	16,183.14	16,183.14	589.28	16,772.42	0.08%	E	100%
Cordelius-SFA-P	27,857.11	27,857.11	1,014.36	28,871.47	0.13%	E	100%
Decker Mem-SFA-P	2,300.96	2,300.96	83.78	2,384.74	0.01%	E	100%
E. Jensen-SFA-P	382,234.02	382,234.02	13,918.29	396,152.31	1.80%	E	100%

PCC Foundation
Net Income Allocation
March 31, 2017

774,879.73 03/31/2017 PCC Pooled Net Investment Income

774,879.73 Net Investment Income

Sub-accounts	03.31.2017 Pre-Allocation	Alloable Base	Income Allocation	03.31.2017 Balance	Allocation %	Class	Pro-Rata Share [1]
Edna Plummer-SFA-P	22,422.39	22,422.39	816.47	23,238.86	0.11%	E	100%
Facto Mem Fd-SFA-P	3,370.00	3,370.00	122.71	3,492.71	0.02%	E	100%
Farrer Mem Fd-SFA-P	201,465.66	201,465.66	7,335.97	208,801.63	0.95%	E	100%
Fastabend-Von Brpckdorf-SFA-P	178,766.77	178,766.77	6,509.43	185,276.20	0.84%	E	100%
Geraldine Webb-SFA-P	59,545.15	59,545.15	2,168.22	61,713.37	0.28%	E	100%
Graphic Arts-SFA-P	2,291.62	2,291.62	83.44	2,375.06	0.01%	E	100%
Hammond/Vander Veen-SFA-P	14,638.16	14,638.16	533.02	15,171.18	0.07%	E	100%
Harold Hansen-SFA-P	7,569.10	7,569.10	275.61	7,844.71	0.04%	E	100%
Horrell Family-SFA-P	20,576.14	20,576.14	749.24	21,325.38	0.10%	E	100%
Isabel Frazee-SFA-P	3,433.65	3,433.65	125.03	3,558.68	0.02%	E	100%
James O'Mara-SFA-P	13,653.06	13,653.06	497.15	14,150.21	0.06%	E	100%
Joe Morgan-SFA-P	5,875.61	5,875.61	213.95	6,089.56	0.03%	E	100%
John Sullivan-SFA-P	1,281.89	1,281.89	46.68	1,328.57	0.01%	E	100%
K. Thomas-SFA-P	35,066.72	35,066.72	1,276.88	36,343.60	0.16%	E	100%
Kathleen Loly-SFA-P	64,309.36	64,309.36	2,341.70	66,651.06	0.30%	E	100%
Kester Mem'L-SFA-P	27,437.98	27,437.98	999.10	28,437.08	0.13%	E	100%
Lukehart-Hilt-SFA-P	3,696.44	3,696.44	134.60	3,831.04	0.02%	E	100%
Marvin Fd-SFA-P	145,430.57	145,430.57	5,295.56	150,726.13	0.68%	E	100%
Merrill Poore-SFA-P	32,255.93	32,255.93	1,174.54	33,430.47	0.15%	E	100%
Michael Orr-SFA-P	4,940.38	4,940.38	179.89	5,120.27	0.02%	E	100%
Michillinda Womens Club-SFA-P	72,337.28	72,337.28	2,634.02	74,971.30	0.34%	E	100%
Mitchell Mem-SFA-P	53,863.05	53,863.05	1,961.32	55,824.37	0.25%	E	100%
Mitchell Prof-SFA-P	83,621.39	83,621.39	3,044.91	86,666.30	0.39%	E	100%
Mohs Perform-SFA-P	27,640.22	27,640.22	1,006.46	28,646.68	0.13%	E	100%
Nancy Wyker-SFA-P	1,728,412.35	1,728,412.35	62,936.67	1,791,349.02	8.12%	E	100%
Pasadena Hear-SFA-P	22,624.56	22,624.56	823.83	23,448.39	0.11%	E	100%
Pasadena Medical-SFA-P	15,678.97	15,678.97	570.92	16,249.89	0.07%	E	100%
Peter Ryan-SFA-P	20,359.30	20,359.30	741.34	21,100.64	0.10%	E	100%
Putnam Schol-SFA-P	18,212.67	18,212.67	663.18	18,875.85	0.09%	E	100%
R. Browning-SFA-P	4,177.33	4,177.33	152.11	4,329.44	0.02%	E	100%
R.S. Handley-SFA-P	3,540.77	3,540.77	128.93	3,669.70	0.02%	E	100%
Ralph Bemays-SFA-P	52,808.78	52,808.78	1,922.93	54,731.71	0.25%	E	100%
Ralph Hallman-SFA-P	9,469.68	9,469.68	344.82	9,814.50	0.04%	E	100%
Reg Nursing-SFA-P	12,479.12	12,479.12	454.40	12,933.52	0.06%	E	100%
SFA General Fund-SFA-P	-	-	-	-	0.00%	E	100%
A. Mothershed-SFA-P	13,472.75	-	490.58	13,963.33	-	-	-
Int'L Students-SFA-P	18,578.39	-	676.49	19,254.88	-	-	-
Lola Howard Scholarship-SCH-P	5,724.91	-	208.46	5,933.37	-	-	-
SFA General Fund-SFA-P - Other	282,483.03	-	10,286.05	292,769.08	-	-	-
** Total SFA General Fund-SFA-P	320,259.08	320,259.08	-	-	1.50%	E	100%
Shackelford-SFA-P	4,392.42	4,392.42	159.94	4,552.36	0.02%	E	100%
Slater-SFA-P	266,457.57	266,457.57	9,702.52	276,160.09	1.25%	E	100%
Student Leadership-SFA-P	23,388.58	23,388.58	851.65	24,240.23	0.11%	E	100%
Van Brunt-SFA-P	86,107.42	86,107.42	3,135.43	89,242.85	0.40%	E	100%
Vosloh Mem-SFA-P	5,198.18	5,198.18	189.28	5,387.46	0.02%	E	100%
Vosloh Reg-SFA-P	5,218.63	5,218.63	190.03	5,408.66	0.02%	F	0%
Vosloh Voc-SFA-P	2,164.47	2,164.47	78.81	2,243.28	0.01%	F	0%
5.SFA - Other	0.00	-	-	-	-	-	-
Total 5.SFA	4,961,441.50	4,961,441.50	180,660.96	5,142,102.46	-	-	-
6.GRANTS	-	-	-	-	-	-	-
Arthur N. Rupe Foundation	826.05	-	-	826.05	0.00%	F	0%
City of Pasadena CDBG-GNT-R	46,563.09	-	-	46,563.09	0.00%	F	0%
LAUP-GNTN-R	-	-	-	-	-	-	-
LAUP Events	10.49	-	-	10.49	-	-	-
LAUP-GNTN-R - Other	61,395.58	-	-	61,395.58	-	-	-
Total LAUP-GNTN-R	61,406.07	-	-	-	0.00%	F	0%
MWD Water Quality-GNT-R	951.37	-	-	951.37	0.00%	F	0%
Nursing & Dent. Jameson-GNT-R	3,647.79	-	-	3,647.79	0.00%	F	0%
Parsons Grant-GNT-R	64.53	-	-	64.53	0.00%	F	0%
Re-Tooling Auto Tech-GNT-R	3,378.29	-	-	3,378.29	0.00%	F	0%
Upward Bound Agency-GNTN-R	715.55	-	-	715.55	0.00%	F	0%
Total 6.GRANTS	117,552.74	0.00	0.00	117,552.74	-	-	-
7.SPECIALS	-	-	-	-	-	-	-
Art Assoc-Capital Camp-AGCN-S	99,369.49	-	-	99,369.49	0.00%	G	0%
Evelyn Brandt-SFA-P	0.00	-	-	-	0.00%	G	0%
Fund for Veterans Edu-AGCN-S	32,547.76	-	-	32,547.76	0.00%	G	0%
Italian American-SCH-S	17,621.18	-	-	17,621.18	0.00%	G	0%
United for Vets-AGC-R	129,609.23	-	-	129,609.23	0.00%	G	0%
Total 7.SPECIALS	279,147.66	0.00	0.00	279,147.66	-	-	-
8.OSHER FUNDS	-	-	-	-	-	-	-
Osher - Alexander Family Sch	15,683.61	-	-	15,683.61	0.00%	H	0%
Osher - Asian Pacific American	21,432.54	-	-	21,432.54	0.00%	H	0%
Osher - D & S Gertmenian Sch	15,183.61	-	-	15,183.61	0.00%	H	0%
Osher - D Mitoma & M Inouye Sch	15,633.61	-	-	15,633.61	0.00%	H	0%

Sub-accounts	03.31.2017 Pre-Allocation	Allocoable Base	Income Allocation	03.31.2017 Balance	Allocation %	Class	Pro-Rata Share [1]
Osher - Elton C Davis Mem Sch	15,683.61		-	15,683.61	0.00%	H	0%
Osher - Fnd Endowment KPCC	376,786.99		-	376,786.99	0.00%	H	0%
Osher - G Yee & Dr M Kao Memo	15,833.60		-	15,833.60	0.00%	H	0%
Osher - Honor of Bill Calfas	36,615.59		-	36,615.59	0.00%	H	0%
Osher - J-Jen & N L C Chang Sch	15,683.61		-	15,683.61	0.00%	H	0%
Osher - Jack Scott Scholarship	24,631.81		-	24,631.81	0.00%	H	0%
Osher - K&R Sugimoto FamTrst	67,954.27		-	67,954.27	0.00%	H	0%
Osher - Misc	9,441.22		-	9,441.22	0.00%	H	0%
Osher - PCC Retirees' Assoc	16,030.18		-	16,030.18	0.00%	H	0%
Osher - R Westerbeck Perfm Art	283,192.79		-	283,192.79	0.00%	H	0%
Osher - R Westerbeck Sch	581,492.58		-	581,492.58	0.00%	H	0%
Osher - R Westerbeck Visual Med	289,174.37		-	289,174.37	0.00%	H	0%
Osher - Scholarship-SCH-S	24,500.00		-	24,500.00	0.00%	H	0%
Osher - T Yizhao & Y C Chang Sc	15,633.61		-	15,633.61	0.00%	H	0%
Osher - Zillgitt Fashion	118,907.72		-	118,907.72	0.00%	H	0%
Osher - Zillgitt Nursing	116,007.72		-	116,007.72	0.00%	H	0%
Total 8.OSHER FUNDS	2,075,503.04	0.00	0.00	2,075,503.04			
9. PCCF Endow		-	-	-			
Alyce & Spud Williamson-SCH-P	26,158.48	26,158.48	952.51	27,110.99	0.12%	D	100%
Anatomy & Physiology-SCH-G	2,424.73	-	-	2,424.73	0.00%	B	0%
Ann Marsh-Northern Trst-SCH-G	9,759.33	-	-	9,759.33	0.00%	B	0%
Bill & Brenda Galloway - SCH-P	26,158.48	26,158.48	952.51	27,110.99	0.12%	D	100%
Bill & Judy Opel Fund-SCH-G	2,500.00	-	-	2,500.00	0.00%	B	0%
Boone/Fetter Family - SCH-P	25,751.74	25,751.74	937.70	26,689.44	0.12%	D	100%
Capital Guardian Trust - SCH-P	26,692.78	26,692.78	971.96	27,664.74	0.13%	D	100%
Carol Liu Sch - SCH-G	4,849.44	-	-	4,849.44	0.00%	B	0%
Clifford Swan Invest - SCH-G	9,566.89	-	-	9,566.89	0.00%	B	0%
Dorvin & Betty Leis Fam-SCH-P	101,139.64	101,139.64	3,682.80	104,822.44	0.48%	D	100%
Eleven Twenty Seven Found-SCH-G	2,424.73	-	-	2,424.73	0.00%	B	0%
Emcor Sch - SCH-G	4,849.44	-	-	4,849.44	0.00%	B	0%
Eric Sheng Huang Memorial-SCH-G	2,681.49	-	-	2,681.49	0.00%	B	0%
Fletcher Jones Sch - SCH-G	2,424.73	-	-	2,424.73	0.00%	B	0%
Harry Montgomery - SCH-G	4,849.45	-	-	4,849.45	0.00%	B	0%
Hotel Constance - SCH-G	4,849.44	-	-	4,849.44	0.00%	B	0%
J Aspberger & C Adams-SCH-G	2,424.73	-	-	2,424.73	0.00%	B	0%
Michael D Antonovich-SCH-G	2,462.50	-	-	2,462.50	0.00%	B	0%
Peggy Phelps - SCH-G	9,340.22	-	-	9,340.22	0.00%	B	0%
Robert Brough SCH-G	5,819.33	-	-	5,819.33	0.00%	B	0%
Sandi Mejia Sch - SCH-G	2,424.73	-	-	2,424.73	0.00%	B	0%
Sami Family Foundation - SCH-G	7,274.17	-	-	7,274.17	0.00%	B	0%
Sharp Seating Co - SCH-G	19,857.77	9,928.89	361.54	20,219.31	0.05%	C	50%
Steve Madison - SCH-G	2,424.73	-	-	2,424.73	0.00%	B	0%
Sugimoto Foundation - SCH-G	2,424.73	-	-	2,424.73	0.00%	B	0%
Sun & IPBWS Sch - SCH-G	7,274.17	-	-	7,274.17	0.00%	B	0%
Thomson Student Excellenc-SCH-G	2,424.73	-	-	2,424.73	0.00%	B	0%
Tony & Clara Fellow - SCH-G	2,424.73	-	-	2,424.73	0.00%	B	0%
Wells Fargo Sch - SCH-G	5,819.33	-	-	5,819.33	0.00%	B	0%
William & Holly Hawkins - SCH-G	2,424.66	-	-	2,424.66	0.00%	B	0%
Total 9. PCCF Endow	331,901.32	215,830.01	7,859.02	339,760.34			
91.UNR		-	-	-			
Bank Error Needs Analysis	0.00	-	-	-	0.00%		
Radio Center Pledge-UNR-U	0.00	-	-	-	0.00%		
RE - Unrestricted Funds-UNR-U	0.00	-	-	-	0.00%		
Unrestricted - 08-09 Budget	0.00	-	-	-	0.00%		
Unrestricted - 09-10 Budget	0.00	-	-	-	0.00%		
Unrestricted - 10-11 Budget	0.00	-	-	-	0.00%		
Unrestricted - 11-12 Budget	0.00	-	-	-	0.00%		
Unrestricted - 12-13 Budget	0.00	-	-	-	0.00%		
Unrestricted - 13-14 Budget	0.00	-	-	-	0.00%		
Unrestricted - 14-15 Budget	0.00	-	-	-	0.00%		
Unrestricted - 15-16 Budget	0.00	-	-	-	0.00%		
Unrestricted - 16-17 Budget	2,177,748.86	2,177,748.86	79,298.36	2,257,047.22	10.23%	A	0%
Total 91.UNR	2,177,748.86	2,177,748.86	79,298.36	2,257,047.22			
95.Investment Income		-	-	-			
95.Invest Income-Osher	0.00	-	-	-			
95.Invest Income-PCC	774,879.73	-	(774,879.73)	-			
95.Invest Income-SFA	0.00	-	-	-			
Total 95.Investment Income	774,879.73	0.00	(774,879.73)	0.00			
96.Closed Funds		-	-	-			
A Gathering of Young Leaders-R	0.00	-	-	-	0.00%	X	0%
Academic Senate-AGC-P	0.00	-	-	-	0.00%	X	0%
African American Trans-SCH-R	0.00	-	-	-	0.00%	X	0%
Alumni 50th Reunion-AGC-R	0.00	-	-	-	0.00%	X	0%
Angela Adanto-SCH-R	0.00	-	-	-	0.00%	X	0%

PCC Foundation
Net Income Allocation
March 31, 2017

774,879.73 03/31/2017 PCC Pooled Net Investment Income

774,879.73 Net Investment Income

Sub-accounts	03.31.2017 Pre-Allocation	Allocoable Base	Income Allocation	03.31.2017 Balance	Allocation %	Class	Pro-Rata Share [1]
Architectural Achieve-SCH-R	0.00		-		0.00%	X	0%
Armen Sarafian-SCH-P	0.00		-		0.00%	X	0%
Art Alliance-GNT-R	0.00		-		0.00%	X	0%
Art History-AGC-R	0.00		-		0.00%	X	0%
Art Ryon-SFA-P	0.00		-		0.00%	X	0%
Arthur Wiley-SFA-P	0.00		-		0.00%	X	0%
Artist In Residence Inv-AGC-R	0.00		-		0.00%	X	0%
Aspires-West-AGC-R	0.00		-		0.00%	X	0%
Assn Afro Amer Relations-SFA-P	0.00		-		0.00%	X	0%
Athletic Dept Katrina-AGC-R	0.00		-		0.00%	X	0%
Autmated External Defibu-AGC-R	0.00		-		0.00%	X	0%
Bill Sandstorm-AGC-R	0.00		-		0.00%	X	0%
Blackwell Family Sch.-SCH-R	0.00		-		0.00%	X	0%
Bus. Info. Technology-AGC-R	0.00		-		0.00%	X	0%
Business General-AGC-R	0.00		-		0.00%	X	0%
C. Holland-SFA-P	0.00		-		0.00%	X	0%
Carnegie Foundation-GNT-R	0.00		-		0.00%	X	0%
Carole Kretzer Trust-SCH-R	0.00		-		0.00%	X	0%
CCC Linked Learning Init-GNTN-R	0.00		-		0.00%	X	0%
CEC Avon Grant II-GNT-R	0.00		-		0.00%	X	0%
CEC Campaign Fund-AGC-R	0.00		-		0.00%	X	0%
CEC General Fund-AGC-R	0.00		-		0.00%	X	0%
CEC Pasadena Parent Proj-AGRN-R	0.00		-		0.00%	X	0%
CEC Rose Garden-AGC-R	0.00		-		0.00%	X	0%
CEC Youth Leadership-AGC-R	0.00		-		0.00%	X	0%
Charles Pyne-SFA-P	0.00		-		0.00%	X	0%
College Advancement	0.00		-		0.00%	X	0%
Communication General-SCH-R	0.00		-		0.00%	X	0%
Comp Science Scholarship-SCH-R	0.00		-		0.00%	X	0%
Cordon Scholarship-SCH-R	0.00		-		0.00%	X	0%
Counsel Highschool Std-SCH-R	0.00		-		0.00%	X	0%
Counseling HS-SCH-R	0.00		-		0.00%	X	0%
Cycling For Fitness-AGC-R	0.00		-		0.00%	X	0%
David Ledbetter Sch-R	0.00		-		0.00%	X	0%
Dean's Award-SCH-R	0.00		-		0.00%	X	0%
Dept Of Comm-SFA-P	0.00		-		0.00%	X	0%
Don Liercke-SFA-P	0.00		-		0.00%	X	0%
Dreamkeepers-GNTN-R	0.00		-		0.00%	X	0%
DSPS	0.00		-		0.00%	X	0%
DSPS-GNT-R	0.00		-		0.00%	X	0%
DSPS Emergency Fund-AGC-R	0.00		-		0.00%	X	0%
Electrical Program-AGC-R	0.00		-		0.00%	X	0%
Elizabeth Jensen-SCH-P	0.00		-		0.00%	X	0%
English & For Languages-AGC-R	0.00		-		0.00%	X	0%
Entrepreneur Net of SGV-GNT-R	0.00		-		0.00%	X	0%
EOPS Scholarship-SCH-R	0.00		-		0.00%	X	0%
ESL Robot Project-GNT-R	0.00		-		0.00%	X	0%
Ethel & Vance Burch-SCH-R	0.00		-		0.00%	X	0%
Fostering Stdtd Sucess-GNT-R	0.00		-		0.00%	X	0%
Foundation Operations Gen-AGC-R	0.00		-		0.00%	X	0%
Frank Araiza Sch Fund-SCH-R	0.00		-		0.00%	X	0%
Friends of Special Svcs-AGC-R	0.00		-		0.00%	X	0%
Gene Miller-SFA-P	0.00		-		0.00%	X	0%
Girls Day-AGC-R	0.00		-		0.00%	X	0%
Global Pos. Berger Grant-GNT-R	0.00		-		0.00%	X	0%
Golf Toumament-AGC-R	0.00		-		0.00%	X	0%
Gospel Choir General-AGC-R	0.00		-		0.00%	X	0%
Harrill Finn Telecom Sch-SCH-R	0.00		-		0.00%	X	0%
Harvey Hetland-SCH-R	0.00		-		0.00%	X	0%
Health Educ Speakers-AGCN-R	0.00		-		0.00%	X	0%
Health Sci.-Frank Holmes-AGC-R	0.00		-		0.00%	X	0%
Hixon Sculpture-AGC-R	0.00		-		0.00%	X	0%
I. Holland-SFA-P	0.00		-		0.00%	X	0%
Information Technology-AGC-R	0.00		-		0.00%	X	0%
Instr Comp Center-AGC-R	0.00		-		0.00%	X	0%
Inter's Club-SFA-P	0.00		-		0.00%	X	0%
Intramural Sports Prog-GNT-R	0.00		-		0.00%	X	0%
Irwin Lewis Mem Fund-SCH-R	0.00		-		0.00%	X	0%
Isabel Carlin Mem Fund-SCH-R	0.00		-		0.00%	X	0%
J. Timmons-SFA-P	0.00		-		0.00%	X	0%
Jack Elsesser-SCH-R	0.00		-		0.00%	X	0%
Jack Porreca Memorial-SCH-R	0.00		-		0.00%	X	0%
James Bridges-AGC-R	0.00		-		0.00%	X	0%
James O Scott-SCHN-R	0.00		-		0.00%	X	0%



PCC Foundation
Net Income Allocation
March 31, 2017

774,879.73 03/31/2017 PCC Pooled Net Investment Income

774,879.73 Net Investment Income

Sub-accounts	03.31.2017 Pre-Allocation	Allocoable Base	Income Allocation	03.31.2017 Balance	Allocation %	Class	Pro-Rata Share [1]
Janle Long-SFA-P	0.00	-	-	-	0.00%	X	0%
JBL-Comm College Pgms-GNT-R	0.00	-	-	-	0.00%	X	0%
Jerene Hewitt Memorial-SCH-R	0.00	-	-	-	0.00%	X	0%
Jerry & Terri Kohl Sch-SCH-P	0.00	-	-	-	0.00%	X	0%
Jewish Literature-GNT-R	0.00	-	-	-	0.00%	X	0%
Jim Gonzalez Fund Raiser	0.00	-	-	-	0.00%	X	0%
JW PartTime Fac Travel-AGC-R	0.00	-	-	-	0.00%	X	0%
Karen Norris Memorial-SCH-R	0.00	-	-	-	0.00%	X	0%
Kathryn Thomas-SCH-R	0.00	-	-	-	0.00%	X	0%
Keppie Mem'L-SFA-P	0.00	-	-	-	0.00%	X	0%
La Raza-SCH-R	0.00	-	-	-	0.00%	X	0%
Lancer Band-AGC-R	0.00	-	-	-	0.00%	X	0%
Lancer Band Uniforms-AGCN-R	0.00	-	-	-	0.00%	X	0%
Laura Davis-AGC-R	0.00	-	-	-	0.00%	X	0%
LEAP Frog-AGRN-R	0.00	-	-	-	0.00%	X	0%
Library Books & Ref Mat-AGC-R	0.00	-	-	-	0.00%	X	0%
Life Sciences Fund-AGC-R	0.00	-	-	-	0.00%	X	0%
Lillian Zeigler-SCH-P	0.00	-	-	-	0.00%	X	0%
Loel Geology-SFA-P	0.00	-	-	-	0.00%	X	0%
Lorraine Wyler Memorial-SCH-R	0.00	-	-	-	0.00%	X	0%
Louise Davis Bingham-SCH-R	0.00	-	-	-	0.00%	X	0%
Lucile Jones Fund SCH-P	0.00	-	-	-	0.00%	X	0%
Madrid 2007 Program	0.00	-	-	-	0.00%	X	0%
Margaret O'Donnel Mem-SCH-P	0.00	-	-	-	0.00%	X	0%
Marion Murphy-SCH-P	0.00	-	-	-	0.00%	X	0%
Mark Mem Fd-SFA-P	0.00	-	-	-	0.00%	X	0%
Mid-Valley Arts League-SCH-R	0.00	-	-	-	0.00%	X	0%
Mildred Mints-SFA-P	0.00	-	-	-	0.00%	X	0%
Miriam Bass Book-GNT-R	0.00	-	-	-	0.00%	X	0%
Monrovia Rockhounds-SCH-R	0.00	-	-	-	0.00%	X	0%
Muir HS Learning Gardens-AGCN-R	0.00	-	-	-	0.00%	X	0%
Mural Proj One Colorado-AGC-R	0.00	-	-	-	0.00%	X	0%
National Sci Tour III-AGC-R	0.00	-	-	-	0.00%	X	0%
Natural Sci-Parson Grant-GNT-R	0.00	-	-	-	0.00%	X	0%
Natural Science Courtesy-AGCN-R	0.00	-	-	-	0.00%	X	0%
Neville Williams Fund-AGC-R	0.00	-	-	-	0.00%	X	0%
Norris Grant-GNT-R	0.00	-	-	-	0.00%	X	0%
Nursing Patron Saints-GNT-R	0.00	-	-	-	0.00%	X	0%
Occidental Petrol Corp-SCHN-R	0.00	-	-	-	0.00%	X	0%
Osher - Received	0.00	-	-	-	0.00%	X	0%
Pasadena Art Alliance-SCH-R	0.00	-	-	-	0.00%	X	0%
Pasadena Digital Collab-AGCN-R	0.00	-	-	-	0.00%	X	0%
Pasadena FNDN Grant-GNT-R	0.00	-	-	-	0.00%	X	0%
Pass Program-AGC-R	0.00	-	-	-	0.00%	X	0%
Phil Robinson-SFA-P	0.00	-	-	-	0.00%	X	0%
Philosopher-Citizen Inst-AGC-R	0.00	-	-	-	0.00%	X	0%
Photo-Journalism-SCH-R	0.00	-	-	-	0.00%	X	0%
Plant Fund-PLT-R	0.00	-	-	-	0.00%	X	0%
Pre-Press Lab PIA-AGC-R	0.00	-	-	-	0.00%	X	0%
President Office Fund-AGRN-R	0.00	-	-	-	0.00%	X	0%
Radio Center Pledge-AGC-P	0.00	-	-	-	0.00%	X	0%
Radio Center Pledge-P	0.00	-	-	-	0.00%	X	0%
Rafael Caldreon Sch-SCHN-R	0.00	-	-	-	0.00%	X	0%
Ralph Hallman-SCHN-R	0.00	-	-	-	0.00%	X	0%
Ray Kidd Memorial-SCH-R	0.00	-	-	-	0.00%	X	0%
Richard Rose-SCH-R	0.00	-	-	-	0.00%	X	0%
Robinson Field-R	0.00	-	-	-	0.00%	X	0%
San Quintin Mammoth Proj-AGC-R	0.00	-	-	-	0.00%	X	0%
Sarafian-SFA-P	0.00	-	-	-	0.00%	X	0%
Schol Servs-SFA-P	0.00	-	-	-	0.00%	X	0%
Sessions-Community Tech-GNT-R	0.00	-	-	-	0.00%	X	0%
SGV Learning Center-GNT-R	0.00	-	-	-	0.00%	X	0%
Sister City-SFA-P	0.00	-	-	-	0.00%	X	0%
Skandia Lodge SCHN-R	0.00	-	-	-	0.00%	X	0%
Soc. Sciences General-AGC-R	0.00	-	-	-	0.00%	X	0%
Specialty Care Program-GNT-R	0.00	-	-	-	0.00%	X	0%
SSPIRE GRANT-GNT-R	0.00	-	-	-	0.00%	X	0%
STARR Prog.-AGC-R	0.00	-	-	-	0.00%	X	0%
Std. Nurses Asso. Leader-SCH-R	0.00	-	-	-	0.00%	X	0%
Students Unlimited-SFA-P	0.00	-	-	-	0.00%	X	0%
Student Civic-SFA-P	0.00	-	-	-	0.00%	X	0%
Student Health Services-AGC-R	0.00	-	-	-	0.00%	X	0%
Student Services-AGC-R	0.00	-	-	-	0.00%	X	0%
Student Svcs Scholarship-SCH-R	0.00	-	-	-	0.00%	X	0%

47

Sub-accounts	03.31.2017 Pre-Allocation	Allocoable Base	Income Allocation	03.31.2017 Balance	Allocation %	Class	Pro-Rata Share [1]
Summer Theatre Ireland-AGC-R	0.00				0.00%	X	0%
Sybil Blackman-SFA-P	0.00				0.00%	X	0%
Syd Corp Memorial Fund-SCH-R	0.00				0.00%	X	0%
T.C. Kiwanis-SFA-P	0.00				0.00%	X	0%
The Cornell Scholarship-SCH-R	0.00				0.00%	X	0%
The Lee Bowling Hines-SCH-R	0.00				0.00%	X	0%
Tom Hall Memorial-SCH-P	0.00				0.00%	X	0%
TRIO Tournament of Roses GNT-R	0.00				0.00%	X	0%
Upward Bound-AGC-R	0.00				0.00%	X	0%
Upward Bound 0441-2009-GNTN-R	0.00				0.00%	X	0%
Upward Bound 0607-2010-GNTN-R	0.00				0.00%	X	0%
Upward Bound Prog-Cyber H-GNT-R	0.00				0.00%	X	0%
VAMS Art Gallery-R	0.00				0.00%	X	0%
Van Amringe-SFA-P	0.00				0.00%	X	0%
Verizon-GNTN-R	0.00				0.00%	X	0%
Visiting Educators-AGC-R	0.00		-		0.00%	X	0%
Vocal Jazz-AGC-R	0.00		-		0.00%		
Vocal Jazz-SCH-R	0.00		-		0.00%		
Welcome Day-AGC-R	0.00		-		0.00%		
Welding-SFA-P	0.00		-		0.00%		
Winifred Chan. Nienstedt-SCH-R	0.00		-		0.00%		
Woodhull-SFA-P	0.00		-		0.00%		
Yuliji Tajima Memorial-SCH-R	0.00	-	-		0.00%		
Zillgitt/Finney-SCH-P	0.00	0.00	0.00		0.00%		
Total 96.Closed Funds	0.00	-	-				
99.Other Adjustment - Other	-	-	-				
Unclassified	-		-				
	25,961,181.10	21,280,306.08	(0.00)	25,961,181.10	100.00%		



Sub-accounts	03.31.2017 Pre-Allocation	Allocable Base	Income Allocation	03.31.2017 Balance	Allocation %	Class	Pro-Rata Share [1]
--------------	------------------------------	-------------------	----------------------	-----------------------	-----------------	-------	-----------------------

Summary:

PCC Investment Pool

A Unrestricted	2,177,748.86	2,177,748.86	79,298.36	2,257,047.22			
B Restricted <\$10k - Not Participating	389,759.89	-	-	389,759.89			
C Restricted >\$10k - 50% Participating	1,955,999.93	977,999.97	33,207.49	1,989,207.42			
D Permanent - 100% Participating	13,229,147.75	13,229,147.75	481,712.92	13,710,860.67			
E SFA - 100% Participating	4,961,441.50	4,961,441.50	180,660.96	5,142,102.46			
F Grants - Not Participating	117,552.74	-	-	117,552.74			
G Funds outside normal investment guideline	279,147.66	-	-	279,147.66			
H Osher Funds - Not Participating	2,075,503.04	-	-	2,075,503.04			
X Closed Funds - Not Participating	-	-	-	-			
Total	\$ 25,186,301.37	21,346,338.08	774,879.73	\$ 25,961,181.10			

Sum of Non Participating Fund Balances	1,764,460.26	Theoretical Cash	22,121,217.81	Theoretical Investments
	2,075,503.04	Osher Funds		

Actual Cash	1,509,704.61
Theoretical Cash	1,764,460.26
Difference	(254,755.64)

Note:

[1] Pro-Rata share for participation in normal net investment income.